



Institute for
Interlaboratory Studies

Results of Proficiency Test Transformer Oil (used) November 2023

Organized by: Institute for Interlaboratory Studies
Spijkenisse, the Netherlands

Author: Mr. M. Meijer, BSc

Correctors: Mrs. G.A. Oosterlaken-Buijs, BSc & Mr. R.J. Starink, BSc

Approved by: Mr. R.J. Starink, BSc

Report: iis23L12

February 2024

CONTENTS

1 INTRODUCTION 3

2 SET UP 3

2.1 ACCREDITATION 3

2.2 PROTOCOL 3

2.3 CONFIDENTIALITY STATEMENT 4

2.4 SAMPLES 4

2.5 STABILITY OF THE SAMPLES 5

2.6 ANALYZES 5

3 RESULTS 6

3.1 STATISTICS 6

3.2 GRAPHICS 7

3.3 Z-SCORES 8

4 EVALUATION 8

4.1 EVALUATION PER SAMPLE AND PER TEST 9

4.2 PERFORMANCE EVALUATION FOR THE GROUP OF LABORATORIES 11

4.3 COMPARISON OF THE PROFICIENCY TEST OF NOVEMBER 2023 WITH PREVIOUS PTS 12

Appendices:

1. Data, statistical and graphic results 14

2. Other reported test results 40

3. Number of participants per country 41

4. Abbreviations and literature 42

1 INTRODUCTION

Since 2014 the Institute for Interlaboratory Studies (iis) organizes a proficiency scheme for the analysis of Transformer Oil (used) and a proficiency scheme for the analysis of Furanics in Transformer Oil (used), both based on the latest version of IEC60296 and ASTM D3487, every year. During the annual proficiency testing program of 2023 it was decided to continue the round robins for the analysis of Transformer Oil (used) and the analysis of Furanics in Transformer Oil (used).

In this interlaboratory study registered for participation:

- 94 laboratories in 43 countries for regular analyzes in Transformer Oil (used) iis23L12
- 62 laboratories in 33 countries on the Furanics analyzes iis23L12F

In total 98 laboratories in 44 countries registered for participation in one or both proficiency tests, see appendix 3 for the number of participants per country. In this report the results of the Transformer Oil (used) and Furanics in Transformer Oil (used) proficiency tests are presented and discussed. This report is also electronically available through the iis website www.iisnl.com.

2 SET UP

The Institute for Interlaboratory Studies (iis) in Spijkenisse, the Netherlands, was the organizer of this proficiency test (PT). Sample analyzes for fit-for-use and homogeneity testing were subcontracted to a laboratory that has performed the tests in accordance with for ISO/IEC17043 relevant requirements of ISO/IEC17025.

It was decided to send for the PT on Transformer Oil (used) one sample in a 1 L bottle labelled #23241 and for the PT on Furanics in Transformer Oil (used) one sample in a 100 mL bottle labelled #23242.

The participants were requested to report rounded and unrounded test results. The unrounded test results were preferably used for the statistical evaluation.

2.1 ACCREDITATION

The Institute for Interlaboratory Studies in Spijkenisse, the Netherlands, is accredited in agreement with ISO/IEC17043:2010 (R007), since January 2000, by the Dutch Accreditation Council (Raad voor Accreditatie). This PT falls under the accredited scope. This ensures strict adherence to protocols for sample preparation and statistical evaluation and 100% confidentiality of participant's data. Feedback from the participants on the reported data is encouraged and customer's satisfaction is measured on regular basis by sending out questionnaires.

2.2 PROTOCOL

The protocol followed in the organization of this proficiency test was the one as described for proficiency testing in the report 'iis Interlaboratory Studies: Protocol for the Organisation, Statistics and Evaluation' of June 2018 (iis-protocol, version 3.5). This protocol is electronically available through the iis website www.iisnl.com, from the FAQ page.

2.3 CONFIDENTIALITY STATEMENT

All data presented in this report must be regarded as confidential and for use by the participating companies only. Disclosure of the information in this report is only allowed by means of the entire report. Use of the contents of this report for third parties is only allowed by written permission of the Institute for Interlaboratory Studies. Disclosure of the identity of one or more of the participating companies will be done only after receipt of a written agreement of the companies involved.

2.4 SAMPLES

For the preparation of the sample for the regular analyzes in Transformer Oil (used) a batch of approximately 200 liters of Transformer Oil (used) was obtained from a third party. After homogenization 105 amber glass bottles of 1 L were filled and labelled #23241.

The homogeneity of the subsamples was checked by determination of Density at 20 °C in accordance with ASTM D4052 on 8 stratified randomly selected subsamples.

	Density at 20 °C in kg/m ³
sample #23241-1	865.15
sample #23241-2	865.13
sample #23241-3	865.15
sample #23241-4	865.15
sample #23241-5	865.15
sample #23241-6	865.15
sample #23241-7	865.15
sample #23241-8	865.15

Table 1: homogeneity test results of subsamples #23241

From the above test results the repeatability was calculated and compared with 0.3 times the reproducibility of the reference test method in agreement with the procedure of ISO13528, Annex B2 in the next table.

	Density at 20 °C in kg/m ³
r (observed)	0.02
reference test method	ISO12185:96
0.3 x R (reference test method)	0.15

Table 2: evaluation of the repeatability of subsamples #23241

The calculated repeatability is in agreement with 0.3 times the reproducibility of the reference test method. Therefore, homogeneity of the subsamples was assumed.

For the preparation of the sample for the analyzes of Furanics in Transformer Oil (used) a batch of approximately 10 liters of Transformer Oil (used), positive on Furanics, was obtained from a third party. After homogenization 70 amber glass bottles of 100 mL were filled and labelled #23242.

The homogeneity of the subsamples was checked by determination of Density at 20 °C in accordance with ASTM D4052 on 8 stratified randomly selected subsamples.

	Density at 20 °C in kg/m ³
sample #23242-1	872.47
sample #23242-2	872.44
sample #23242-3	872.47
sample #23242-4	872.46
sample #23242-5	872.47
sample #23242-6	872.47
sample #23242-7	872.47
sample #23242-8	872.45

Table 3: homogeneity test results of subsamples #23242

From the above test results the repeatability was calculated and compared with 0.3 times the reproducibility of the reference test method in agreement with the procedure of ISO13528, Annex B2 in the next table.

	Density at 20 °C in kg/m ³
r (observed)	0.03
reference test method	ISO12185:96
0.3 x R (reference test method)	0.15

Table 4: evaluation of the repeatability of subsamples #23242

The calculated repeatability is in agreement with 0.3 times the reproducibility of the reference test method. Therefore, homogeneity of the subsamples was assumed.

Depending on the registration of the participant the appropriate set of PT samples was sent on November 1, 2023. An SDS was added to the sample package.

2.5 STABILITY OF THE SAMPLES

The stability of Transformer Oil (used) packed in amber glass bottles was checked. The material was found sufficiently stable for the period of the proficiency test.

2.6 ANALYZES

The participants were requested to determine on sample #23241: Total Acid Number (Potentiometric and Colorimetric), Breakdown Voltage, Density at 20 °C, Di-electric Dissipation Factor (DDF) at 90 °C and Specific Resistance at 90 °C, Flash Point (C.O.C. and

PMcc), Interfacial Surface Tension, Kinematic Viscosity at 40 °C and Water. Also, some analytical details were asked for the Total Acidity Number (Potentiometric) determination. On sample #23242 it was requested to determine: Total Furanic Compounds, 2-Acetyl Furan, 2-Furfural, 2-Furfuryl alcohol, 5-Hydroxy Methyl-2-Furfural and 5-Methyl-2-Furfural.

It was explicitly requested to treat the samples as if they were routine samples and to report the test results using the indicated units on the report form and not to round the test results, but report as much significant figures as possible. It was also requested not to report 'less than' test results, which are above the detection limit, because such test results cannot be used for meaningful statistical evaluations.

To get comparable test results a detailed report form and a letter of instructions are prepared. On the report form the reporting units are given as well as the reference test methods (when applicable) that will be used during the evaluation. The detailed report form and the letter of instructions are both made available on the data entry portal www.kpmd.co.uk/sgs-iis/. The participating laboratories are also requested to confirm the sample receipt on this data entry portal. The letter of instructions can also be downloaded from the iis website www.iisnl.com.

3 RESULTS

During five weeks after sample dispatch, the test results of the individual laboratories were gathered via the data entry portal www.kpmd.co.uk/sgs-iis/. The reported test results are tabulated per determination in appendices 1 and 2 of this report. The laboratories are presented by their code numbers.

Directly after the deadline, a reminder was sent to those laboratories that had not reported test results at that moment. Shortly after the deadline, the available test results were screened for suspect data. A test result was called suspect in case the Huber Elimination Rule (a robust outlier test) found it to be an outlier. The laboratories that produced these suspect data were asked to check the reported test results (no reanalyzes). Additional or corrected test results are used for data analysis and the original test results are placed under 'Remarks' in the result tables in appendices 1 and 2. Test results that came in after the deadline were not taken into account in this screening for suspect data and thus these participants were not requested for checks.

3.1 STATISTICS

The protocol followed in the organization of this proficiency test was the one as described for proficiency testing in the report 'iis Interlaboratory Studies: Protocol for the Organisation, Statistics and Evaluation' of June 2018 (iis-protocol, version 3.5).

For the statistical evaluation the *unrounded* (when available) figures were used instead of the rounded test results. Test results reported as '<...' or '>...' were not used in the statistical evaluation.

First, the normality of the distribution of the various data sets per determination was checked by means of the Lilliefors-test, a variant of the Kolmogorov-Smirnov test and by the

calculation of skewness and kurtosis. Evaluation of the three normality indicators in combination with the visual evaluation of the graphic Kernel density plot, lead to judgement of the normality being either 'unknown', 'OK', 'suspect' or 'not OK'. After removal of outliers, this check was repeated. If a data set does not have a normal distribution, the (results of the) statistical evaluation should be used with due care.

The assigned value is determined by consensus based on the test results of the group of participants after rejection of the statistical outliers and/or suspect data.

According to ISO13528 all (original received or corrected) results per determination were submitted to outlier tests. In the iis procedure for proficiency tests, outliers are detected prior to calculation of the mean, standard deviation and reproducibility. For small data sets, Dixon (up to 20 test results) or Grubbs (up to 40 test results) outlier tests can be used. For larger data sets (above 20 test results) Rosner's outlier test can be used. Outliers are marked by D(0.01) for the Dixon's test, by G(0.01) or DG(0.01) for the Grubbs' test and by R(0.01) for the Rosner's test. Stragglers are marked by D(0.05) for the Dixon's test, by G(0.05) or DG(0.05) for the Grubbs' test and by R(0.05) for the Rosner's test. Both outliers and stragglers were not included in the calculations of averages and standard deviations.

For each assigned value the uncertainty was determined in accordance with ISO13528. Subsequently the calculated uncertainty was evaluated against the respective requirement based on the target reproducibility in accordance with ISO13528. In this PT the criterion of ISO13528, paragraph 9.2.1, was met for all evaluated tests. Therefore, the uncertainty of all assigned values may be negligible and need not be included in the PT report.

Finally, the reproducibilities were calculated from the standard deviations by multiplying them with a factor of 2.8.

3.2 GRAPHICS

In order to visualize the data against the reproducibilities from literature, Gauss plots were made, using the sorted data for one determination (see appendix 1). On the Y-axis the reported test results are plotted. The corresponding laboratory numbers are on the X-axis. The straight horizontal line presents the consensus value (a trimmed mean). The four striped lines, parallel to the consensus value line, are the +3s, +2s, -2s and -3s target reproducibility limits of the selected reference test method. Outliers and other data, which were excluded from the calculations, are represented as a cross. Accepted data are represented as a triangle.

Furthermore, Kernel Density Graphs were made. This is a method for producing a smooth density approximation to a set of data that avoids some problems associated with histograms. Also, a normal Gauss curve (dotted line) was projected over the Kernel Density Graph (smooth line) for reference. The Gauss curve is calculated from the consensus value and the corresponding standard deviation.

3.3 Z-SCORES

To evaluate the performance of the participating laboratories the z-scores were calculated. As it was decided to evaluate the performance of the participants in this proficiency test (PT) against the literature requirements (derived from e.g. ISO or ASTM test methods), the z-scores were calculated using a target standard deviation. This results in an evaluation independent of the variation in this interlaboratory study.

The target standard deviation was calculated from the literature reproducibility by division with 2.8. In case no literature reproducibility was available, other target values were used, like Horwitz or an estimated reproducibility based on former iis proficiency tests.

When a laboratory did use a test method with a reproducibility that is significantly different from the reproducibility of the reference test method used in this report, it is strongly advised to recalculate the z-score, while using the reproducibility of the actual test method used, this in order to evaluate whether the reported test result is fit-for-use.

The z-scores were calculated according to:

$$z_{(\text{target})} = (\text{test result} - \text{average of PT}) / \text{target standard deviation}$$

The $z_{(\text{target})}$ scores are listed in the test result tables in appendix 1.

Absolute values for $z < 2$ are very common and absolute values for $z > 3$ are very rare. Therefore, the usual interpretation of z-scores is as follows:

$ z < 1$	good
$1 < z < 2$	satisfactory
$2 < z < 3$	questionable
$3 < z $	unsatisfactory

4 EVALUATION

In this proficiency test some problems were encountered with the dispatch of the samples. For the PT on Transformer Oil (used) four participants reported test results after the final reporting date and two other participants did not report any test results.

For the PT on Furanics in Transformer Oil (used) three participants reported test results after the final reporting date and five other participants did not report any test results.

Not all participants were able to report all tests requested.

In total 96 participants reported 752 numerical test results. Observed were 40 outlying test results, which is 5.3%. In proficiency tests outlier percentages of 3% - 7.5% are quite normal.

Not all data sets proved to have a normal Gaussian distribution. These are referred to as “not OK” or “suspect”. The statistical evaluation of these data sets should be used with due care, see also paragraph 3.1.

4.1 EVALUATION PER SAMPLE AND PER TEST

In this section the reported test results are discussed per sample and per test. The test methods which were used by the various laboratories were taken into account for explaining the observed differences when possible and applicable. These test methods are also in the tables together with the original data in appendix 1. The abbreviations, used in these tables, are explained in appendix 4.

In the iis PT reports ASTM test methods are referred to with a number (e.g. D1298) and an added designation for the year that the test method was adopted or revised (e.g. D1298:12b). When a method has been reapproved an "R" will be added and the year of approval (e.g. D1298:12bR17e1).

sample #23241

Total Acid Number (Potentiometric): The group of participants had difficulty to meet the target requirements. One statistical outlier was observed. The calculated reproducibility after rejection of the statistical outlier is not in agreement with the requirements of ASTM D664-A:18e2 for none of the end point types Buffer End Point and Inflection Point at both volumes (60 mL and 125 mL) of titration solvent.

When the test results were evaluated separately for ASTM D664 and EN/IEC62021-1 only, both the calculated reproducibilities after rejection of the statistical outlier are again not in agreement with the respective requirements of ASTM D664-A:18e2 for both end point types and titration volumes and IEC6202-1.

Total Acid Number (Colorimetric): The group of participants may have had difficulty to meet the target requirements depending on the test method used. Two statistical outliers were observed. The calculated reproducibility after rejection of the statistical outliers is in agreement with the requirements of ASTM D974:22 but not in agreement with the requirements of EN62021-2:07.

When the test results were evaluated separately for ASTM D974 the calculated reproducibility after rejection of the statistical outliers is in agreement with the requirements of ASTM D974:22. However, for the test results for EN/IEC62021-2 the calculated reproducibility is not in agreement with the requirements of EN62021-2:07.

Breakdown Voltage: The group of participants met the target requirements. No statistical outliers were observed. The calculated reproducibility is in agreement with the requirements of IEC60156:18.

Density at 20 °C: The group of participants may have had difficulty to meet the target requirements depending on the test method used. Thirteen statistical outliers were observed. The calculated reproducibility after rejection of the statistical outliers is not in agreement with the requirements of ISO12185:96 and ASTM D4052:22 but is in agreement with the requirements of ISO3675:98 and D1298:12bR17e1.

When the test results were evaluated separately for ISO12185/D4052 the calculated reproducibility after rejection of the statistical outlier is in agreement with the requirements of ISO12185/D4052. However, the test results for ISO3675/D1298, the calculated reproducibility after rejection of the statistical outliers is not in agreement with requirements of ISO3675/D1298.

DD-Factor at 90 °C: The group of participants met the target requirements. No statistical outliers were observed. The calculated reproducibility is in agreement with the requirements of EN60247:04.

Specific Resistance at 90 °C: The group of participants met the target requirements. No statistical outliers were observed. The calculated reproducibility is in agreement with the requirements of EN60247:04.

Flash Point C.O.C.: The group of participants met the target requirements. One statistical outlier was observed. The calculated reproducibility after rejection of the statistical outlier is in agreement with the requirements of ASTM D92:18 and ISO2592:17.

Flash Point PMcc: The group of participants met the target requirements. No statistical outliers were observed. The calculated reproducibility is in agreement with the requirements of ISO2719-A:16, ASTM D93-A:20 and ASTM D93-B:20.

Interfacial Surface Tension: The group of participants may have had difficulty to meet the target requirements depending on the test method used. No statistical outliers were observed. The calculated reproducibility is not in agreement with the requirements of ASTM D971:20 but is in agreement with the requirements of IEC62961:18.

Kinematic Viscosity at 40 °C: Until 2017 a precision statement for used oils was not present in ASTM D445. In the 2019 version of ASTM D445 a precision statement is given for used (in-service) formulated oils. However, it appears that this reproducibility is very strict. Therefore, iis has estimated a reproducibility on used oils for Kinematic Viscosity at 40 °C based on previous PTs (see iis memo 1401, lit. 13). This reproducibility has been used for the calculation of the z-scores.

The group of participants may have had difficulty to meet the target requirements depending on the test method used. Five statistical outliers were observed. The calculated reproducibility after rejection of the statistical outliers is not in agreement with the requirements of iis memo 1401, ASTM D445:23 and ISO3104-A:20 but is in agreement with the requirements of ASTM D7042:21a.

Water: The group of participants met the target requirements. Six statistical outliers were observed. The calculated reproducibility after rejection of the statistical outliers is in agreement with the requirements of EN60814:98 and ASTM D1533:20.

sample #23242

For the Furanics the observed reproducibilities were compared against the (strict) estimated reproducibilities calculated with the Horwitz equation. It is remarkable that the precision requirements of IEC61198:93 are stricter than with the Horwitz equation.

Total Furanic Compounds: The group of participants met the target requirements. Five statistical outliers were observed. The calculated reproducibility after rejection of the statistical outliers is in agreement with the estimated reproducibility calculated with the Horwitz equation but is not in agreement with the strict requirements of IEC61198:93.

2-Furfural: The group of participants met the target requirements. Seven statistical outliers were observed. The calculated reproducibility after rejection of the statistical outliers is in agreement with the estimated reproducibility calculated with the Horwitz equation but is not in agreement with the strict requirements of IEC61198:93.

The participants agreed on a concentration near or below the limit of detection for all other Furanic compounds mentioned in paragraph 2.6. Therefore, no z-scores are calculated for these compounds. The reported test results are given in appendix 2.

4.2 PERFORMANCE EVALUATION FOR THE GROUP OF LABORATORIES

A comparison has been made between the reproducibility as declared by the reference test method and the reproducibility as found for the group of participating laboratories. The number of significant test results, the average, the calculated reproducibility ($2.8 \cdot$ standard deviation) and the target reproducibility derived from reference methods are presented in the next tables.

Parameter	unit	n	average	2.8 * sd	R(lit)
Total Acid Number (Pot. metric)	mg KOH/kg	54	0.027	0.024	0.016
Total Acid Number (Colorimetric)	mg KOH/kg	41	0.020	0.024	0.04
Breakdown Voltage	kV/2.5 mm	85	39.3	31.7	33.0
Density at 20 °C	kg/m ³	53	865.2	0.8	0.5
D-Dissipation Factor 90 °C		74	0.028	0.027	0.038
Specific Resistance at 90 °C	GΩm	54	15.1	16.2	15.8
Flash Point C.O.C.	°C	26	156.6	13.4	18
Flash Point PMcc	°C	45	147.4	8.9	10.5
Interfacial Surface Tension	mN/m	68	26.2	6.4	2.6
Kinematic Viscosity at 40 °C	mm ² /s	49	9.545	0.221	0.172
Water	mg/kg	77	24.08	5.88	7.36

Table 5: reproducibilities of tests on sample #23241

Component	unit	n	average	2.8 * sd	R(target)
Total Furanic Compounds	mg/kg	36	1.73	0.61	0.71
2-Furfural	mg/kg	50	1.67	0.65	0.69

Table 6: reproducibilities of tests on sample #23242

Without further statistical calculations it can be concluded that for many tests there is a good compliance of the group of participants with the reference test methods. The problematic tests have been discussed in paragraph 4.1.

4.3 COMPARISON OF THE PROFICIENCY TEST OF NOVEMBER 2023 WITH PREVIOUS PTS

	November 2023	November 2022	November 2021	November 2020	November 2019
Number of reporting laboratories	96	86	77	70	70
Number of test results	752	674	822	581	678
Number of statistical outliers	40	27	35	24	24
Percentage of statistical outliers	5.3%	4.0%	4.3%	4.1%	3.5%

Table 7: comparison with previous proficiency tests

In proficiency tests outlier percentages of 3% - 7.5% are quite normal.

The performance of the determinations of the proficiency tests was compared to the requirements of the reference test methods. The conclusions are given in the following table.

Parameter	November 2023	November 2022	November 2021	November 2020	November 2019
Total Acid Number (Pot. metric)	-	+/-	-	-	-
Total Acid Number (Colorimetric)	+	++	++	++	+
Breakdown Voltage	+/-	+	+/-	-	-
Density at 20 °C	-	-	+	+	-
D-Dissipation Factor 90 °C	+	+	+	++	+
Specific Resistance at 90 °C	+/-	+	-	++	+
Flash Point C.O.C.	+	+	+	+/-	+
Flash Point PMcc	+	+	+	+/-	+
Interfacial Surface Tension	--	--	--	--	--
Kinematic Viscosity at 40 °C	-	+/-	-	+	-
Water	+	+	-	+/-	--
Total Furanic Compounds	+	+	++	+/-	++
2-Acetyl Furan	n.e.	n.e.	+	n.e.	n.e.
2-Furfural	+/-	+/-	+	+/-	++
2-Furfuryl alcohol	n.e.	n.e.	-	n.e.	-
5-Hydroxymethyl-2-Furfural	n.e.	n.e.	+/-	n.e.	n.e.
5-Methyl-2-Furfural	n.e.	n.e.	+/-	n.e.	+

Table 8: comparison of determinations to the reference test methods

The following performance categories were used:

- ++ : group performed much better than the reference test method
- + : group performed better than the reference test method
- +/- : group performance equals the reference test method
- : group performed worse than the reference test method
- : group performed much worse than the reference test method
- n.e. : not evaluated

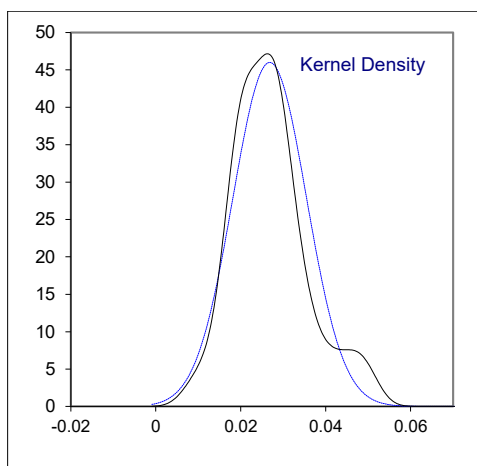
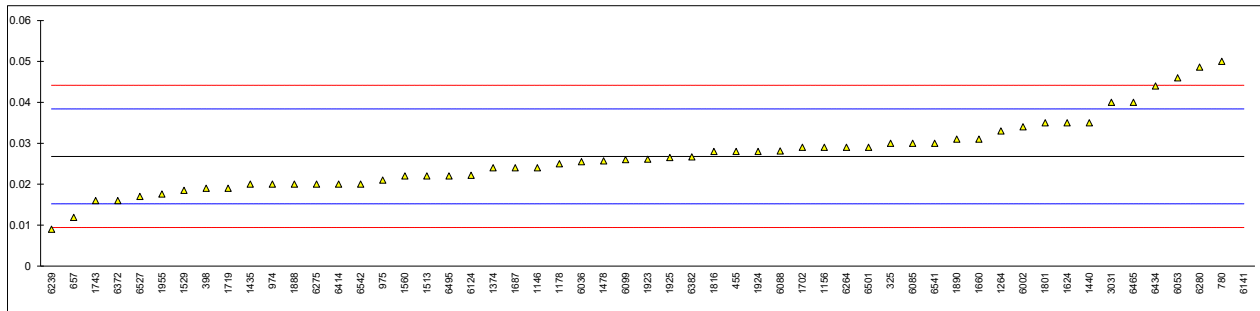
APPENDIX 1

Determination of Total Acid Number (Potentiometric) on sample #23241; results in mg KOH/g

lab	method	value	mark	z(target)	end point	volume solvent	remarks
179		----		----	Buffer End Point pH 11	60 mL	
237	D664-A	<0.1		----	Inflection Point	125 mL	
325	D664-A	0.03		0.55	Buffer End Point pH 10	125 mL	
331	D664-A	<0.05		----	---	---	
398	D664-A	0.019		-1.35	Inflection Point	125 mL	
445		----		----	---	---	
455	EN62021-1	0.028		0.21	---	---	
511		----		----	Inflection Point	---	
614		----		----	---	---	
657	D664-A	0.0119		-2.57	Buffer End Point pH 10	60 mL	
780	D664-A	0.05		4.01	Buffer End Point pH 10	60 mL	
840	D664-A	<0.1		----	Buffer End Point pH 10	60 mL	
862	D664-A	<0.10		----	Inflection Point	60 mL	
901		----		----	---	---	
912		----		----	---	---	
963		----		----	---	---	
974	D664-A	0.02		-1.17	Inflection Point	125 mL	
975	D664-A	0.021		-1.00	Inflection Point	125 mL	
1135		----		----	---	---	
1146	D664-A	0.024		-0.48	Buffer End Point pH 10	125 mL	
1156	EN62021-1	0.029		0.38	Buffer End Point pH 11.5	---	
1178	IEC62021-1	0.025		-0.31	---	---	
1264	D664-A	0.033		1.07	Inflection Point	60 mL	
1304		----		----	---	---	
1306		----		----	---	---	
1352		----		----	---	---	
1374	D664-A	0.024		-0.48	Inflection Point	60 mL	
1430		----		----	---	---	
1435	D664-A	0.020		-1.17	Buffer End Point pH 11.5	100 mL	
1439		----		----	---	---	
1440	EN62021-1	0.035		1.42	Buffer End Point pH 11	60 mL	
1442		----		----	---	---	
1458		----		----	---	---	
1461		----		----	---	---	
1478	IEC62021-1	0.0257		-0.19	Buffer End Point pH 11	60 mL	
1505		----		----	---	---	
1513	IEC62021-1	0.022		-0.83	Buffer End Point pH 11.5	---	
1529	IEC62021-1	0.0185		-1.43	Buffer End Point pH 10	---	
1545		----		----	---	---	
1554		----		----	---	---	
1560	IEC62021-1	0.022		-0.83	Buffer End Point pH 11	60 mL	
1624	IEC62021-1	0.035		1.42	Buffer End Point pH 11	60 mL	
1660	IEC62021-1	0.031		0.72	Buffer End Point pH 11	60 mL	
1687	D664-A	0.024		-0.48	Buffer End Point pH 10	60 mL	
1702	IEC62021-1	0.029		0.38	---	---	
1719	D664-A	0.019		-1.35	Buffer End Point pH 10	25 mL	
1743	IEC62021-1	0.016		-1.87	Buffer End Point pH 11	60 mL	
1801	EN62021-1	0.035		1.42	Buffer End Point pH 11	125 mL	
1816	EN62021-1	0.028		0.21	---	60 mL	
1885		----		----	---	---	
1888	IEC62021-1	0.02		-1.17	Buffer End Point pH 11	60 mL	
1890	ISO6619	0.031		0.72	Inflection Point	60 mL	
1891		----		----	Inflection Point	60 mL	
1923	EN62021-1	0.0261		-0.12	Buffer End Point pH 11	60 mL	
1924	EN62021-1	0.028		0.21	Inflection Point	60 mL	
1925	EN62021-1	0.0265		-0.05	Buffer End Point pH 11	60 mL	
1955	D664-A	0.01762		-1.59	Buffer End Point pH 10	60 mL	
1958		----		----	---	---	
3031	IEC62021-1	0.04		2.28	Inflection Point	80 mL	
6002	EN62021-1	0.034		1.24	Buffer End Point pH 11	60 mL	
6015		----		----	---	---	
6031		----		----	---	---	
6036	EN62021-1	0.0255		-0.23	---	---	
6053	IEC62021-1	0.046		3.31	Buffer End Point pH 10	60 mL	
6085	D8045	0.03		0.55	Inflection Point	60 mL	
6088	IEC62021-1	0.0281		0.22	Buffer End Point pH 10	60 mL	
6099	IEC62021-1	0.026		-0.14	Buffer End Point pH 11	60 mL	
6124	IEC62021-1	0.0222		-0.80	Buffer End Point pH 11	60 mL	
6141	D664-A	0.12	R(0.01)	16.09	Inflection Point	60 mL	
6167		----		----	---	---	
6239	D664-A	0.009		-3.07	Inflection Point	125 mL	
6264	IEC62021-1	0.029		0.38	Inflection Point	50 mL	
6275	IEC62021-1	0.0200		-1.17	Buffer End Point pH 11	60 mL	
6278		----		----	---	---	
6280	IEC62021-1	0.0486		3.76	---	60 mL	

lab	method	value	mark	z(targ)	end point	volume solvent	remarks
6334		----		----	---	---	
6367		----		----	---	---	
6372	IEC62021-1	0.016		-1.87	Buffer End Point pH 11.5	20 mL	
6382	IEC62021-1	0.0267		-0.02	Inflection Point	125 mL	
6393		----		----	---	---	
6402		----		----	---	---	
6414	IEC62021-1	0.020		-1.17	Buffer End Point pH 11.5	50 mL	
6422		----		----	---	---	
6434	IEC62021-1	0.044		2.97	Buffer End Point pH 11	---	
6446	D664-A	<0.03		----	---	---	
6465	IEC62021-1	0.04		2.28	Buffer End Point pH 11	60 mL	
6484		----		----	---	---	
6495	EN62021-1	0.022		-0.83	Buffer End Point pH 11	40 mL	
6501	IEC62021-1	0.029		0.38	Inflection Point	60 mL	
6527	IEC62021-1	0.017		-1.69	Inflection Point	60 mL	
6541	D664-A	0.03		0.55	Buffer End Point pH 10	125 mL	
6542	D664-A	0.02		-1.17	Buffer End Point pH 10	125 mL	
6549		----		----	---	---	
6556		----		----	---	---	

			<u>D664 only</u>	<u>EN/IEC62021-1 only</u>
normality	OK		not OK	OK
n	54		16	36
outliers	1		1	0
mean (n)	0.0268		0.0233	0.0282
st.dev. (n)	0.00867		0.00945	0.00820
R(calc.)	0.0243		0.0265	0.0230
st.dev.(D664-A:18e2, BEP 60 mL)	0.00579		0.00505	---
R(D664-A:18e2, BEP 60 mL)	0.0162		0.0141	---
Compare:				
R(EN62021-1:03)	0.0094		---	0.0099
R(D664-A:18e2, BEP 125 mL)	0.0070		0.0061	---
R(D664-A:18e2, IP 60 mL)	0.0207		0.0184	---
R(D664-A:18e2, IP 125 mL)	0.0050		0.0043	---

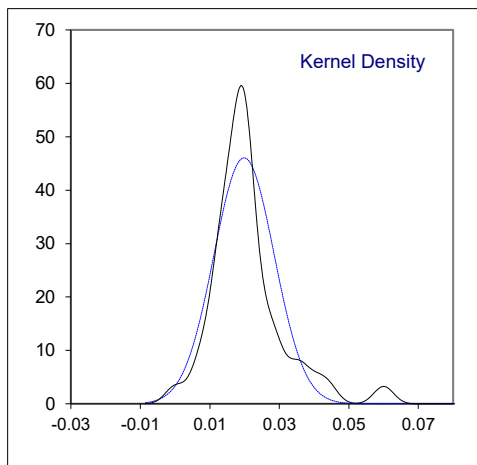
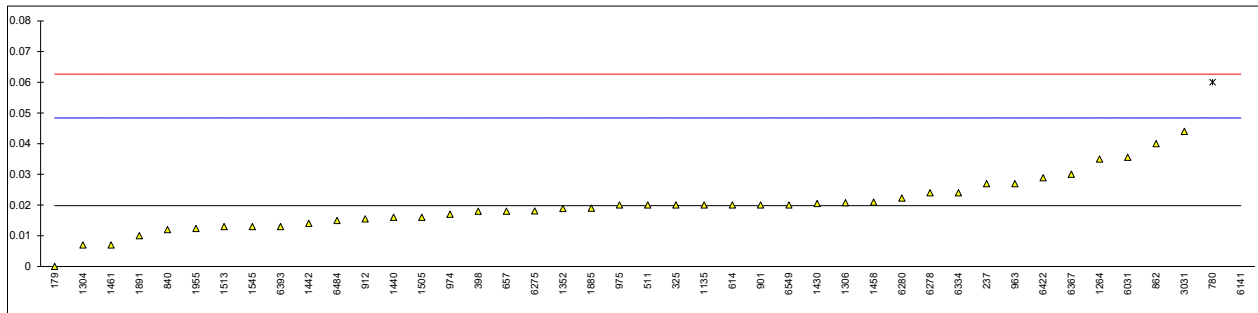


Determination of Total Acid Number (Colorimetric) on sample #23241; results in mg KOH/g

lab	method	value	mark	z(targ)	remarks
179	D974	0		-1.39	
237	D974	0.027		0.50	
325	D974	0.02		0.01	
331		----		----	
398	D974	0.018		-0.13	
445		----		----	
455		----		----	
511	D974	0.02		0.01	
614	D974	0.02		0.01	
657	D974	0.018		-0.13	
780	D974	0.06	R(0.01)	2.81	
840	D974	0.012		-0.55	
862	D974	0.04		1.41	
901	D974	0.02		0.01	
912	D974	0.0155		-0.30	
963	D974	0.027		0.50	
974	D974	0.017		-0.20	
975	D974	0.020		0.01	
1135	D974	0.02		0.01	
1146		----		----	
1156		----		----	
1178		----		----	
1264	D974	0.035		1.06	
1304	In house	0.007		-0.90	
1306	D974	0.0208		0.07	
1352	IEC62021-2	0.01891		-0.06	
1374		----		----	
1430	EN62021-2	0.0205		0.05	
1435		----		----	
1439		----		----	
1440	ISO6618	0.016		-0.27	
1442	IEC62021-2	0.014		-0.41	
1458	D974	0.021		0.08	
1461		0.007		-0.90	
1478		----		----	
1505	D974	0.016		-0.27	
1513	IEC62021-2	0.013		-0.48	
1529		----		----	
1545	D974	0.013		-0.48	
1554		----		----	
1560		----		----	
1624		----		----	
1660		----		----	
1687		----		----	
1702		----		----	
1719		----		----	
1743		----		----	
1801		----		----	
1816		----		----	
1885	D974	0.019		-0.06	
1888		----		----	
1890		----		----	
1891	IEC62021-2	0.01		-0.69	
1923		----		----	
1924		----		----	
1925		----		----	
1955	IEC62021-2	0.01236		-0.52	
1958	D974	<0.02		----	
3031	IEC62021-2	0.044		1.69	
6002		----		----	
6015		----		----	
6031	D974	0.0356		1.10	
6036		----		----	
6053		----		----	
6085		----		----	
6088		----		----	
6099		----		----	
6124		----		----	
6141	D974	0.15	R(0.01)	9.11	
6167		----		----	
6239		----		----	
6264		----		----	
6275	D974	0.0181		-0.12	
6278	D974	0.024		0.29	
6280	IEC62021-2	0.0223		0.17	

lab	method	value	mark	z(targ)	remarks
6334	IEC62021-2	0.024		0.29	
6367	IEC62021-2	0.03		0.71	
6372		----		----	
6382		----		----	
6393	EN62021-2	0.013		-0.48	
6402		----		----	
6414		----		----	
6422	IEC62021-2	0.0289		0.64	
6434		----		----	
6446	D974	<0.03		----	
6465		----		----	
6484	EN62021-2	0.015		-0.34	
6495		----		----	
6501		----		----	
6527		----		----	
6541		----		----	
6542		----		----	
6549	DIN51558	0.02		0.01	
6556		----		----	

		<u>D974/ISO6618/DIN51558 only</u>	<u>EN/IEC62021-2 only</u>
normality	suspect	not OK	not OK
n	41	26	13
outliers	2	2	0
mean (n)	0.0198	0.0205	0.0205
st.dev. (n)	0.00866	0.00791	0.00954
R(calc.)	0.0243	0.0221	0.0267
st.dev.(D974:22)	0.01429	0.01429	---
R(D974:22)	0.04	0.04	---
Compare:			
R(EN62021-2:07)	0.0040	---	0.0041

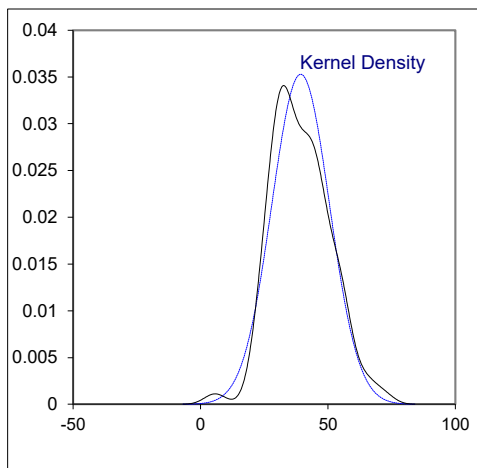
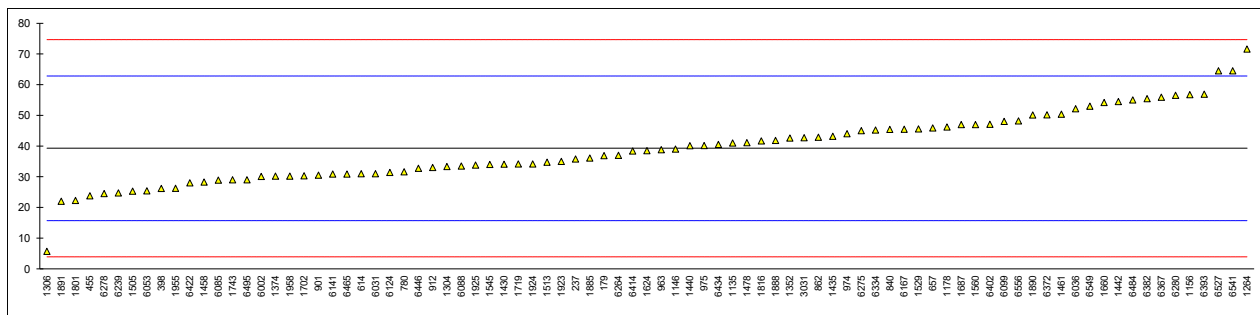


Determination of Breakdown Voltage on sample #23241, results in kV/2.5 mm

lab	method	value	mark	z(targ)	remarks
179	D877	36.9		-0.20	
237	IEC60156	35.8		-0.30	
325		----		----	
331		----		----	
398	IEC60156	26.2		-1.11	
445		----		----	
455	EN60156	23.8		-1.31	
511		----		----	
614	IEC60156	31		-0.70	
657	IEC60156	45.9		0.56	
780	GOST6581	31.6		-0.65	
840	IEC60156	45.4		0.52	
862	IEC60156	42.9		0.31	
901	EN60156	30.5		-0.75	
912	IEC60156	33		-0.53	
963	IEC60156	38.8		-0.04	
974	IEC60156	44		0.40	
975	EN60156	40.2		0.08	
1135	IEC60156	41		0.14	
1146	IEC60156	39		-0.03	
1156	EN60156	56.7		1.48	
1178	IEC60156	46.2		0.59	
1264	IEC60156	71.6		2.74	
1304	IEC60156	33.3		-0.51	
1306	IEC60156	5.7		-2.85	
1352	IEC60156	42.6		0.28	
1374	IEC60156	30.2		-0.77	
1430	EN60156	34.1		-0.44	
1435	IEC60156	43.2		0.33	
1439		----		----	
1440	IEC60156	40.15		0.07	
1442	IEC60156	54.5		1.29	
1458	IEC60156	28.3		-0.93	
1461	IEC60156	50.4		0.94	
1478	EN60156	41.1		0.15	
1505	IEC60156	25.3		-1.19	
1513	IEC60156	34.7		-0.39	
1529	IEC60156	45.6		0.53	
1545	IEC60156	34.0		-0.45	
1554		----		----	
1560	IEC60156	47		0.65	
1624	IEC60156	38.5		-0.07	
1660	IEC60156	54.2		1.26	
1687	IEC60156	47.0		0.65	
1702	IEC60156	30.3		-0.76	
1719	IEC60156	34.2		-0.43	
1743	IEC60156	29		-0.87	
1801	EN60156	22.3		-1.44	
1816	EN60156	41.7		0.20	
1885	IEC60156	36.1		-0.27	
1888	EN60156	41.8		0.21	
1890	IEC60156	50.1		0.92	
1891	IEC60156	22.0		-1.47	
1923	EN60156	35.0		-0.36	
1924	EN60156	34.2		-0.43	
1925	EN60156	33.8		-0.47	
1955	IEC60156	26.2333		-1.11	
1958	IEC60156	30.2		-0.77	
3031	IEC60156	42.7		0.29	
6002	EN60156	30.1		-0.78	
6015		----		----	
6031	IEC60156	31.0		-0.70	
6036	EN60156	52.18		1.09	
6053	IEC60156	25.4		-1.18	
6085	IEC60156	28.9		-0.88	
6088	IEC60156	33.5		-0.49	
6099	IEC60156	48.0		0.74	
6124	IEC60156	31.4		-0.67	
6141	IEC60156	30.9		-0.71	
6167	IEC60156	45.5		0.53	
6239	IEC60156	24.7		-1.24	
6264	IEC60156	37		-0.19	
6275	IEC60156	45		0.48	
6278	IEC60156	24.5		-1.26	
6280	IEC60156	56.5		1.46	

lab	method	value	mark	z(targ)	remarks
6334	IEC60156	45.2		0.50	
6367	IEC60156	55.9	C	1.41	first reported 79.8
6372	IEC60156	50.2		0.93	
6382	IEC60156	55.4		1.37	
6393	EN60156	56.9		1.49	
6402	IEC60156	47.1		0.66	
6414	IEC60156	38.4		-0.08	
6422	IEC60156	28.0		-0.96	
6434	IEC60156	40.5		0.10	
6446	IEC60156	32.80		-0.55	
6465	IEC60156	30.9		-0.71	
6484	EN60156	55		1.33	
6495	EN60156	29		-0.87	
6501		----		----	
6527	IEC60156	64.5		2.14	
6541	IEC60156	64.50		2.14	
6542		----		----	
6549	EN60156	53		1.16	
6556	IEC60156	48.22		0.76	

normality OK
n 85
outliers 0
mean (n) 39.295
st.dev. (n) 11.3043
R(calc.) 31.652
st.dev.(IEC60156:18) 11.7885
R(IEC60156:18) 33.008

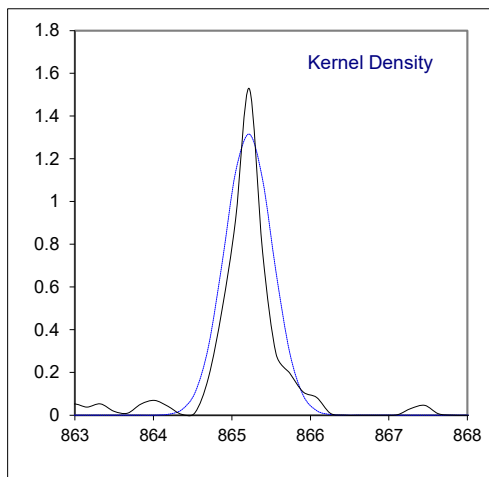
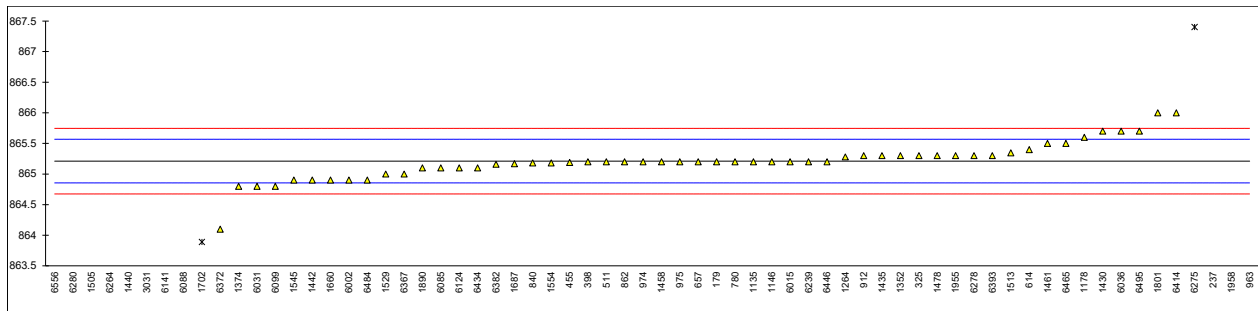


Determination of Density at 20 °C on sample #23241; results in kg/m³

lab	method	value	mark	z(targ)	remarks
179	D4052	865.2	C	-0.06	first reported 0.8652 kg/m ³
237	D4052	868.7	R(0.01)	19.54	
325	D4052	865.3	C	0.50	first reported 0.8653 kg/m ³
331		-----		-----	
398	ISO12185	865.2		-0.06	
445		-----		-----	
455	ISO3675	865.19		-0.12	
511	D4052	865.2		-0.06	
614	D4052	865.4		1.06	
657	D4052	865.2		-0.06	
780	ISO12185	865.2		-0.06	
840	ISO12185	865.18		-0.17	
862	D4052	865.2		-0.06	
901		-----		-----	
912	ISO12185	865.3	C	0.50	reported 0.8653 kg/m ³
963	D4052	875.2	R(0.01)	55.94	
974	D4052	865.2		-0.06	
975	D4052	865.2		-0.06	
1135	ISO12185	865.2		-0.06	
1146	D4052	865.2		-0.06	
1156		-----		-----	
1178	ISO12185	865.6		2.18	
1264	D7042	865.28		0.39	
1304		-----		-----	
1306		-----		-----	
1352	D7042	865.3		0.50	
1374	D4052	864.8		-2.30	
1430	D4052	865.7	C	2.74	first reported 0.8657 kg/m ³
1435	D4052	865.3		0.50	
1439		-----		-----	
1440	ISO3675	854	R(0.01)	-62.78	
1442	D7042	864.90		-1.74	
1458	D4052	865.2		-0.06	
1461	ISO3675	865.5		1.62	
1478	ISO12185	865.3		0.50	
1505	D7042	851.3	C,R(0.01)	-77.90	first reported 866.58
1513	ISO12185	865.345		0.75	
1529	In house	865		-1.18	
1545	ISO3675	864.9		-1.74	
1554	ISO12185	865.18		-0.17	
1560		-----		-----	
1624		-----		-----	
1660	D7042	864.9	C	-1.74	first reported 0.8649 kg/m ³
1687	ISO12185	865.17		-0.23	
1702	ISO12185	863.89	C,R(0.01)	-7.40	first reported 864.3
1719		-----		-----	
1743		-----		-----	
1801	ISO3675	866.0	C	4.42	reported 0.866 kg/m ³
1816		-----		-----	
1885		-----		-----	
1888		-----		-----	
1890	ISO12185	865.1		-0.62	
1891		-----		-----	
1923		-----		-----	
1924		-----		-----	
1925		-----		-----	
1955	D7042	865.3		0.50	
1958	D4052	869.4	C,R(0.01)	23.46	reported 0.8694 kg/m ³
3031	ISO12185	861.11	C,R(0.01)	-22.97	first reported 874.3
6002	ISO12185	864.9		-1.74	
6015	ISO12185	865.2		-0.06	
6031	D1298	864.8		-2.30	
6036		865.7		2.74	
6053		-----		-----	
6085	D7042	865.10		-0.62	
6088	ISO3675	863.33	C,R(0.01)	-10.53	first reported 862.33
6099	ISO12185	864.8		-2.30	
6124	D7042	865.1	C	-0.62	first reported 0.8651 kg/m ³
6141	D4052	863	R(0.01)	-12.38	
6167		-----		-----	
6239	D4052	865.2	C	-0.06	first reported 0.8652 kg/m ³
6264	D7042	851.8	R(0.01)	-75.10	
6275	D1298	867.4	R(0.01)	12.26	
6278	D1298	865.30		0.50	
6280	ISO12185	850	R(0.01)	-85.18	

lab	method	value	mark	z(targ)	remarks
6334		----		----	
6367	ISO3675	865		-1.18	
6372	ISO3675	864.1		-6.22	
6382	DIN51757	865.16		-0.29	
6393	ISO12185	865.3		0.50	
6402		----		----	
6414		866		4.42	
6422		----		----	
6434	ISO12185	865.1		-0.62	
6446	ISO12185	865.2		-0.06	
6465	ISO3675	865.5		1.62	
6484	ISO12185	864.9		-1.74	
6495	ISO3675	865.7		2.74	
6501		----		----	
6527		----		----	
6541		----		----	
6542		----		----	
6549		----		----	
6556	ISO3675	832	C,R(0.01)	-185.98	first reported 0.832 kg/m ³

			<u>ISO12185/D4052 only</u>	<u>ISO3675/D1298 only</u>
normality	not OK		not OK	OK
n	53		32	10
outliers	13		7	4
mean (n)	865.211		865.202	865.199
st.dev. (n)	0.3030		0.1834	0.5354
R(calc.)	0.848		0.513	1.499
st.dev.(ISO12185:96)	0.1786		0.1786	---
R(ISO12185:96)	0.5		0.5	---
Compare:				
R(D4052:22)	0.50		0.50	---
R(ISO3675:98)	1.2		---	1.2
R(D1298:12bR17e1)	1.2		---	1.2

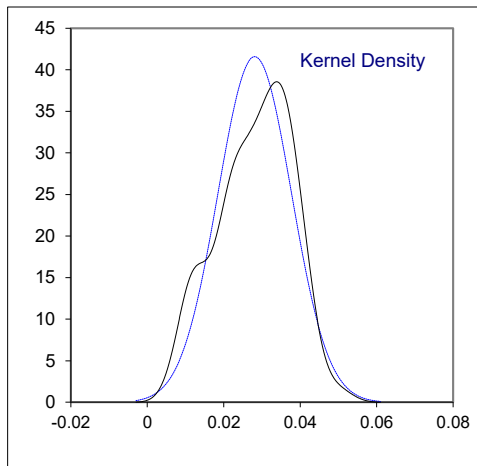
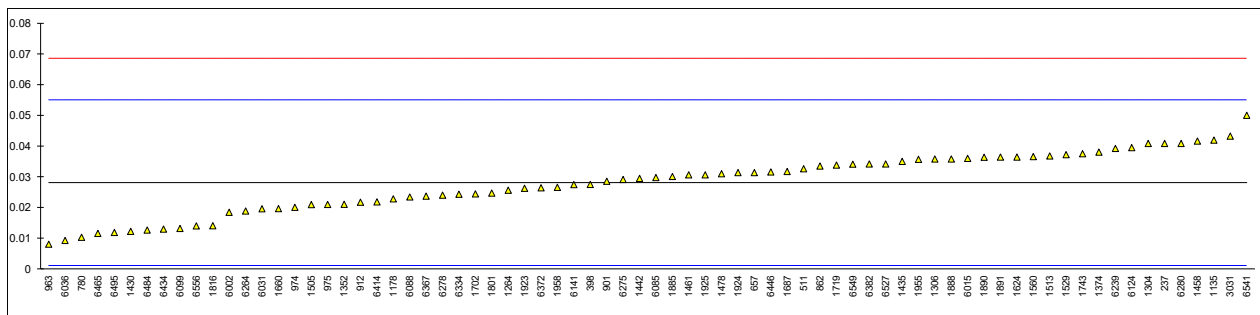


Determination of Di-electric Dissipation Factor (DDF) at 90 °C on sample #23241

lab	method	value	mark	z(targ)	frequency (Hz)	remarks
179		----		----	----	
237	IEC60247	0.040863		0.95	50	
325		----		----	----	
331		----		----	----	
398	IEC60247	0.027526		-0.04	60	
445		----		----	----	
455		----		----	----	
511	D924	0.0326		0.33	----	
614		----		----	----	
657	IEC60247	0.031350		0.24	50	
780	GOST6581	0.0103		-1.32	50	
840		----		----	----	
862	IEC60247	0.0335		0.40	50	
901	IEC60247	0.0285		0.03	----	
912	EN60247	0.0217		-0.47	----	
963	IEC60247	0.0080		-1.49	60	
974	IEC60247	0.020		-0.60	50	
975	EN60247	0.020993		-0.53	----	
1135	IEC60247	0.0419		1.02	50	
1146		----		----	----	
1156		----		----	----	
1178	IEC60247	0.02282		-0.39	----	
1264	IEC60247	0.02563		-0.18	60	
1304	IEC60247	0.040846		0.94	50	
1306	IEC60247	0.035785		0.57	----	
1352	IEC60247	0.02102		-0.52	50	
1374	IEC60247	0.038		0.73	----	
1430	EN60247	0.012228		-1.17	50	
1435	IEC60247	0.0349820		0.51	----	
1439		----		----	----	
1440		----		----	----	
1442	IEC60247	0.02951		0.11	55	
1458	IEC60247	0.041648		1.00	50	
1461	IEC60247	0.030601		0.19	----	
1478	IEC60247	0.030983		0.21	----	
1505	IEC60247	0.020925		-0.53	----	
1513	IEC60247	0.036808		0.65	----	
1529	IEC60247	0.03718	C	0.67	----	first reported 0.3718
1545		----		----	----	
1554		----		----	----	
1560	IEC60247	0.03656		0.63	50	
1624	IEC60247	0.036414		0.62	50	
1660	IEC60247	0.019624		-0.63	60	
1687	IEC60247	0.031724		0.27	50	
1702	IEC60247	0.02443		-0.27	----	
1719	IEC60247	0.0338		0.42	----	
1743	IEC60247	0.0375		0.70	----	
1801	EN60247	0.02467		-0.25	----	
1816	EN60247	0.014		-1.04	----	
1885	IEC60247	0.03006		0.15	60	
1888	IEC60247	0.035790		0.57	50	
1890	IEC60247	0.036361		0.61	50Hz	
1891	IEC60247	0.0364		0.62	----	
1923	EN60247	0.02625		-0.14	----	
1924	EN60247	0.03132		0.24	----	
1925	EN60247	0.030605		0.19	----	
1955	IEC60247	0.03566		0.56	----	
1958	IEC60247	0.026524		-0.12	60	
3031	IEC60247	0.043231		1.12	50	
6002	EN60247	0.0184		-0.72	90	
6015	EN60247	0.0359495		0.58	50	
6031	IEC60247	0.019594		-0.63	50.0	
6036	EN60247	0.009224		-1.40	50	
6053		----		----	----	
6085	IEC60247	0.029725		0.12	55	
6088	IEC60247	0.0234		-0.35	50	
6099	IEC60247	0.013146		-1.11	----	
6124	IEC60247	0.039500		0.85	50	
6141	IEC60247	0.027437		-0.05	60	
6167		----		----	----	
6239	IEC60247	0.039231		0.83	----	
6264	IEC60247	0.018857		-0.68	55	
6275	IEC60247	0.0291		0.07	----	
6278	IEC60247	0.023955		-0.31	----	
6280	IEC60247	0.040878		0.95	----	

lab	method	value	mark	z(targ)	frequency (Hz)	remarks
6334	IEC60247	0.0243035		-0.28	50	
6367	IEC60247	0.0237		-0.33	50	
6372	IEC60247	0.02640		-0.13	50	
6382	IEC60247	0.03417		0.45	----	
6393		----		----	----	
6402		----		----	----	
6414	IEC60247	0.02181		-0.47	50	
6422		----		----	----	
6434	IEC60247	0.01294		-1.12	----	
6446	IEC60247	0.03157		0.26	----	
6465	IEC61620	0.0115700		-1.22	50	
6484	EN60247	0.01261		-1.15	50	
6495	EN60247	0.01185		-1.20	----	
6501		----		----	----	
6527	IEC60247	0.0342		0.45	----	
6541	IEC60247	0.05		1.62	----	
6542		----		----	----	
6549	EN60247	0.0341		0.45	----	
6556	IEC60247	0.013952		-1.05	----	

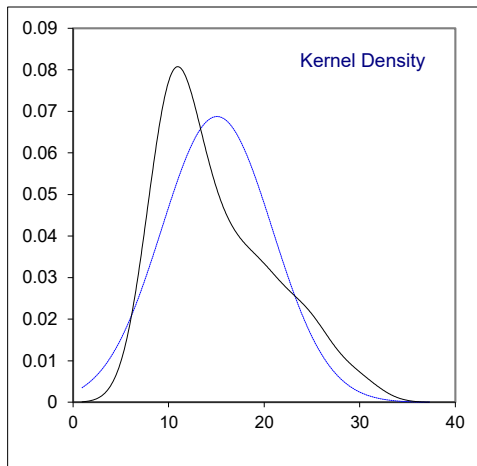
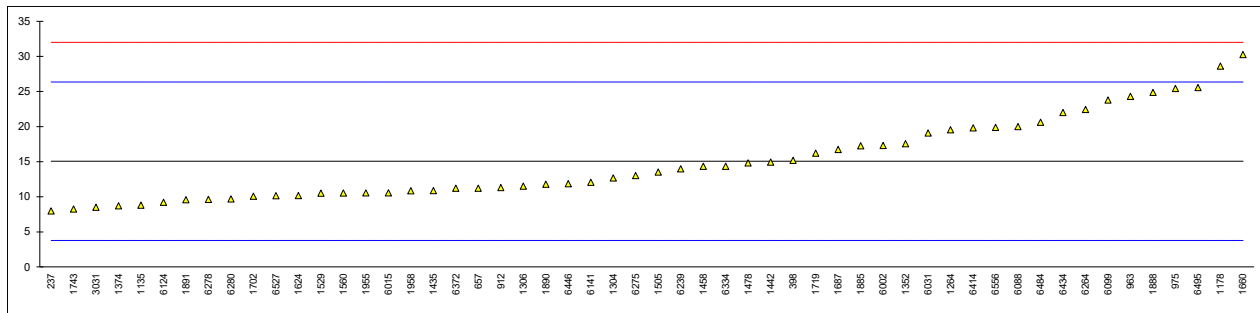
normality OK
n 74
outliers 0
mean (n) 0.028090
st.dev. (n) 0.0095966
R(calc.) 0.026870
st.dev.(EN60247:04) 0.0135000
R(EN60247:04) 0.037800



Determination of Specific Resistance at 90 °C on sample #23241; results in GΩm

lab	method	value	mark	z(targ)	remarks
179		----		----	
237	IEC60247	7.98		-1.25	
325		----		----	
331		----		----	
398	IEC60247	15.16		0.02	
445		----		----	
455		----		----	
511		----		----	
614		----		----	
657	IEC60247	11.22		-0.68	
780		----		----	
840		----		----	
862		----		----	
901		----		----	
912	EN60247	11.3		-0.67	
963	D1169	24.3		1.64	
974		----		----	
975	EN60247	25.41		1.83	
1135	IEC60247	8.8		-1.11	
1146		----		----	
1156		----		----	
1178	IEC60247	28.6		2.40	
1264	IEC60247	19.53		0.79	
1304	IEC60247	12.67		-0.42	
1306	IEC60247	11.51		-0.63	
1352	IEC60247	17.54		0.44	
1374	IEC60247	8.70		-1.13	
1430		----		----	
1435	IEC60247	10.88		-0.74	
1439		----		----	
1440		----		----	
1442	IEC60247	14.94		-0.02	
1458	IEC60247	14.31		-0.13	
1461		----		----	
1478	IEC60247	14.81		-0.04	
1505	IEC60247	13.5099		-0.27	
1513		----		----	
1529	IEC60247	10.5		-0.81	
1545		----		----	
1554		----		----	
1560	IEC60247	10.52		-0.80	
1624	IEC60247	10.16		-0.87	
1660	IEC60247	30.26		2.69	
1687	IEC60247	16.73		0.30	
1702	IEC60247	10.07		-0.88	
1719	IEC60247	16.2		0.20	
1743	IEC60247	8.25		-1.21	
1801		----		----	
1816		----		----	
1885	IEC60247	17.25		0.39	
1888	IEC60247	24.86		1.74	
1890	IEC60247	11.78		-0.58	
1891	IEC60247	9.57		-0.97	
1923		----		----	
1924		----		----	
1925		----		----	
1955	IEC60247	10.5225		-0.80	
1958	IEC60247	10.84		-0.75	
3031	IEC60247	8.505		-1.16	
6002	EN60247	17.3		0.40	
6015	EN60247	10.550		-0.80	
6031	IEC60247	19.09		0.71	
6036		----		----	
6053		----		----	
6085		----		----	
6088	IEC60247	20		0.88	
6099	IEC60247	23.78		1.54	
6124	IEC60247	9.19	C	-1.04	first reported 0.00919
6141	IEC60247	12.05		-0.53	
6167		----		----	
6239	IEC60247	13.965		-0.19	
6264	IEC60247	22.43		1.31	
6275	IEC60247	13		-0.36	
6278	IEC60247	9.5975		-0.97	
6280	IEC60247	9.69		-0.95	

lab	method	value	mark	z(targ)	remarks
6334	IEC60247	14.33		-0.13	
6367		----		----	
6372	IEC60247	11.2		-0.68	
6382		----		----	
6393		----		----	
6402		----		----	
6414	IEC60247	19.8		0.84	
6422		----		----	
6434	IEC60247	22		1.23	
6446	IEC60247	11.84		-0.57	
6465		----		----	
6484	EN60247	20.6		0.98	
6495	EN60247	25.55		1.86	
6501		----		----	
6527	IEC60247	10.14		-0.87	
6541		----		----	
6542		----		----	
6549		----		----	
6556	IEC60247	19.865		0.85	
normality		OK			
n		54			
outliers		0			
mean (n)		15.058			
st.dev. (n)		5.7998			
R(calc.)		16.240			
st.dev.(EN60247:04)		5.6469			
R(EN60247:04)		15.811			

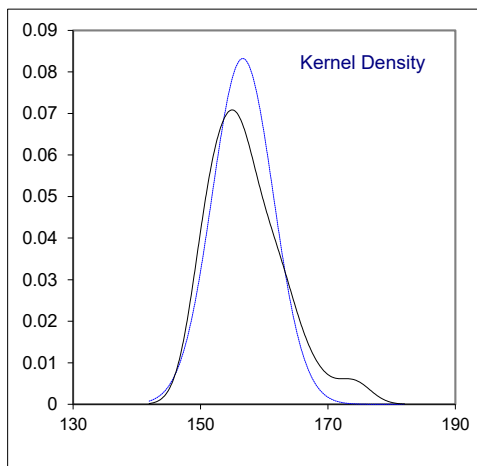
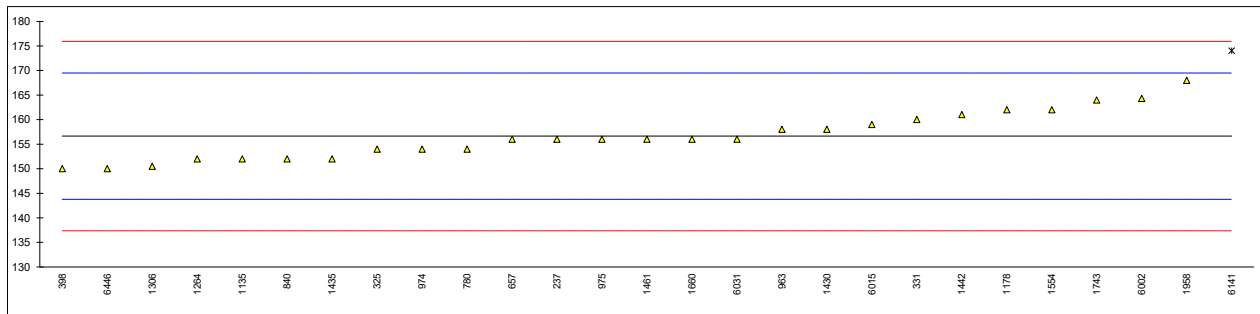


Determination of Flash Point C.O.C. on sample #23241; results in °C

lab	method	value	mark	z(targ)	remarks
179		----		----	
237	D92	156		-0.10	
325	D92	154		-0.41	
331	D92	160		0.52	
398	D92	150		-1.03	
445		----		----	
455		----		----	
511		----		----	
614		----		----	
657	D92	156		-0.10	
780	D92	154		-0.41	
840	D92	152		-0.72	
862		----		----	
901		----		----	
912		----		----	
963	D92	158		0.21	
974	D92	154		-0.41	
975	D92	156.0		-0.10	
1135	D92	152.0		-0.72	
1146		----		----	
1156		----		----	
1178	ISO2592	162.0		0.83	
1264	D92	152		-0.72	
1304		----		----	
1306	D92	150.5		-0.96	
1352		----		----	
1374		----		----	
1430	D92	158		0.21	
1435	D92	152.0		-0.72	
1439		----		----	
1440		----		----	
1442	ISO2592	161.0		0.68	
1458		----		----	
1461	ISO2592	156		-0.10	
1478		----		----	
1505		----		----	
1513		----		----	
1529		----		----	
1545		----		----	
1554	ISO2592	162		0.83	
1560		----		----	
1624		----		----	
1660	D92	156		-0.10	
1687		----		----	
1702		----		----	
1719		----		----	
1743	ISO2592	164		1.14	
1801		----		----	
1816		----		----	
1885		----		----	
1888		----		----	
1890		----		----	
1891		----		----	
1923		----		----	
1924		----		----	
1925		----		----	
1955		----		----	
1958	D92	168		1.77	
3031		----		----	
6002	ISO2592	164.3		1.19	
6015	ISO2592	159.0		0.37	
6031	D92	156		-0.10	
6036		----		----	
6053		----		----	
6085		----		----	
6088		----		----	
6099		----		----	
6124		----		----	
6141	D92	174	R(0.05)	2.70	
6167		----		----	
6239		----		----	
6264		----		----	
6275		----		----	
6278		----		----	
6280		----		----	

lab	method	value	mark	z(targ)	remarks
6334		----		----	
6367		----		----	
6372		----		----	
6382		----		----	
6393		----		----	
6402		----		----	
6414		----		----	
6422		----		----	
6434		----		----	
6446	ISO2592	150		-1.03	
6465		----		----	
6484		----		----	
6495		----		----	
6501		----		----	
6527		----		----	
6541		----		----	
6542		----		----	
6549		----		----	
6556		----		----	

normality OK
 n 26
 outliers 1
 mean (n) 156.65
 st.dev. (n) 4.793
 R(calc.) 13.42
 st.dev.(D92:18) 6.429
 R(D92:18) 18
 Compare:
 R(ISO2592:17) 18

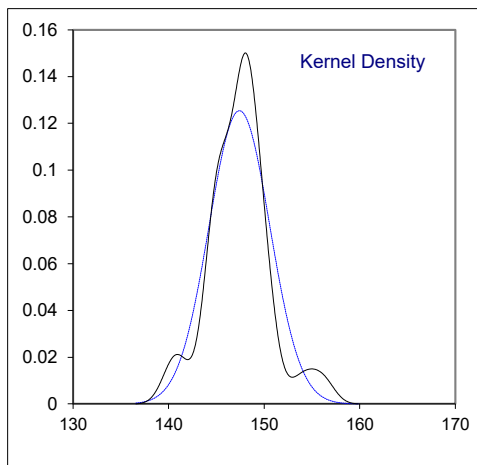
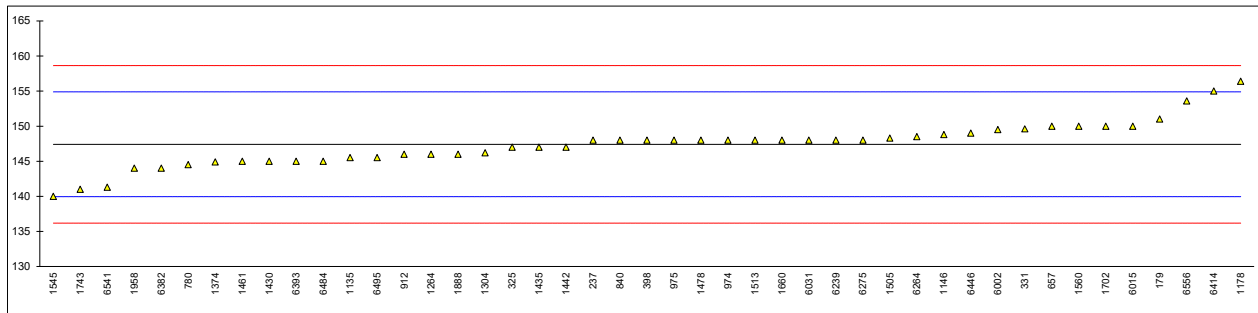


Determination of Flash Point PMcc on sample #23241; results in °C

lab	method	value	mark	z(targ)	remarks
179	D93-A	151		0.96	
237	D93-B	148.0		0.16	
325	D93-A	147.0		-0.11	
331	D93-A	149.6		0.59	
398	D93-A	148		0.16	
445		----		----	
455		----		----	
511		----		----	
614		----		----	
657	D93-A	150		0.69	
780	ISO2719-A	144.5		-0.78	
840	D3828	148.0		0.16	
862		----		----	
901		----		----	
912	ISO2719	146		-0.38	
963		----		----	
974	D93-A	148		0.16	
975	D93-A	148.0		0.16	
1135	D93-A	145.5		-0.51	
1146	D93-A	148.8		0.37	
1156		----		----	
1178	ISO2719-A	156.4		2.40	
1264	D93-A	146		-0.38	
1304	In house	146.2		-0.32	
1306		----		----	
1352		----		----	
1374	D93-A	144.9		-0.67	
1430	D93-A	145		-0.65	
1435	D93-A	147.0		-0.11	
1439		----		----	
1440		----		----	
1442	ISO2719-A	147.0		-0.11	
1458		----		----	
1461	ISO2719-A	145		-0.65	
1478	ISO2719-A	148.0		0.16	
1505	D3828	148.3		0.24	
1513	ISO2719-A	148.0		0.16	
1529		----		----	
1545	ISO2719-A	140		-1.98	
1554		----		----	
1560	ISO2719-A	150		0.69	
1624		----		----	
1660	D93-A	148		0.16	
1687		----		----	
1702	ISO2719-A	150.0		0.69	
1719		----		----	
1743	ISO2719-A	141		-1.72	
1801		----		----	
1816		----		----	
1885		----		----	
1888	D93-B	146		-0.38	
1890		----		----	
1891		----		----	
1923		----		----	
1924		----		----	
1925		----		----	
1955		----		----	
1958	D93-A	144		-0.91	
3031		----		----	
6002	ISO2719-A	149.5		0.56	
6015	ISO2719-A	150.0		0.69	
6031	D93-A	148		0.16	
6036		----		----	
6053		----		----	
6085		----		----	
6088		----		----	
6099		----		----	
6124		----		----	
6141		----		----	
6167		----		----	
6239	D93-A	148		0.16	
6264	D93-A	148.5		0.29	
6275	D93-A	148.0		0.16	
6278		----		----	
6280		----		----	

lab	method	value	mark	z(targ)	remarks
6334		----		----	
6367		----		----	
6372		----		----	
6382	ISO2719-A	144		-0.91	
6393	ISO2719-A	145		-0.65	
6402		----		----	
6414	D93-A	155.0		2.03	
6422		----		----	
6434		----		----	
6446	ISO2719-A	149		0.42	
6465		----		----	
6484	ISO2719-A	145		-0.65	
6495	ISO2719-A	145.5		-0.51	
6501		----		----	
6527		----		----	
6541	D93-A	141.30		-1.64	
6542		----		----	
6549		----		----	
6556	ISO2719-A	153.58		1.65	

normality suspect
 n 45
 outliers 0
 mean (n) 147.41
 st.dev. (n) 3.182
 R(calc.) 8.91
 st.dev.(ISO2719-A:16) 3.738
 R(ISO2719-A:16) 10.47
 Compare:
 R(D93-A:20) 10.47
 R(D93-B:20) 10

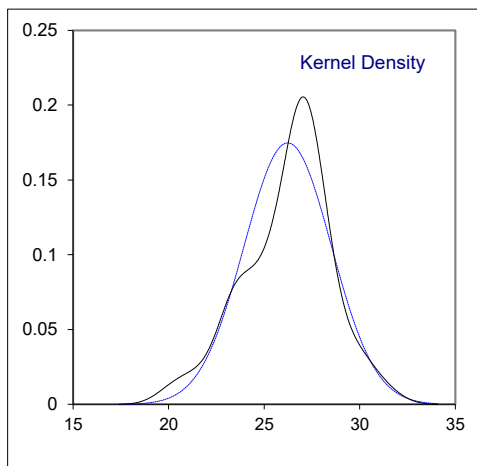
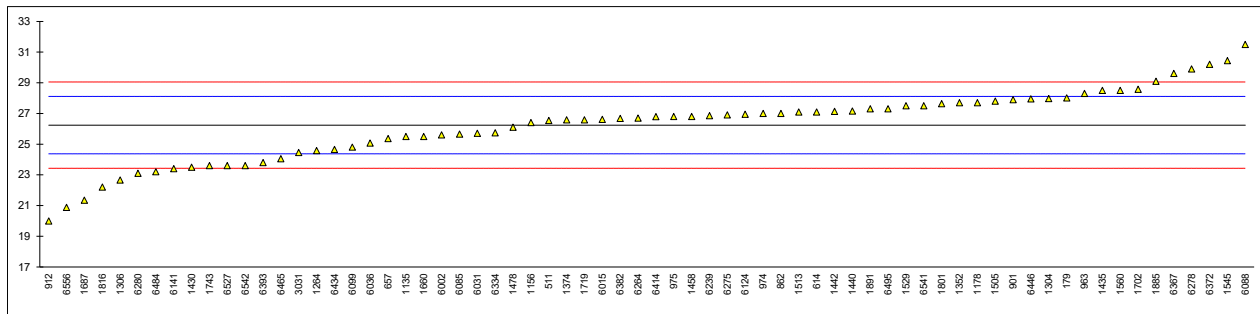


Determination of Interfacial Surface Tension on sample #23241; results in mN/m

lab	method	value	mark	z(targ)	remarks
179	D971	28.0		1.88	
237		----		----	
325		----		----	
331		----		----	
398		----		----	
445		----		----	
455		----		----	
511	D971	26.54		0.32	
614	D971	27.1		0.92	
657	D971	25.36		-0.94	
780		----		----	
840		----		----	
862	D971	27		0.81	
901	D971	27.9		1.77	
912	D971	20		-6.66	
963	D971	28.3		2.20	
974	D971	27.0		0.81	
975	D971	26.8		0.60	
1135	D971	25.5		-0.79	
1146		----		----	
1156	D971	26.4		0.17	
1178	D971	27.7		1.56	
1264	D971	24.58		-1.77	
1304	In house	27.97		1.85	
1306	D971	22.66		-3.82	
1352	D971	27.7		1.56	
1374	D971	26.58		0.37	
1430	D971	23.5		-2.92	
1435	D971	28.5		2.41	
1439		----		----	
1440	D971	27.15		0.97	
1442	IEC62961	27.13		0.95	
1458	D971	26.8		0.60	
1461		----		----	
1478	D971	26.10		-0.15	
1505	D971	27.8		1.67	
1513	D971	27.10		0.92	
1529		27.5		1.35	
1545	D971	30.44		4.48	
1554		----		----	
1560	D971	28.5		2.41	
1624		----		----	
1660	D971	25.5		-0.79	
1687	D971	21.35	C	-5.22	first reported 16.17
1702	D971	28.58		2.50	
1719	D971	26.58		0.37	
1743	IEC62961	23.6		-2.82	
1801	D971	27.64		1.50	
1816	EN14210	22.2		-4.31	
1885	D971	29.1		3.05	
1888		----		----	
1890		----		----	
1891	D971	27.3		1.13	
1923		----		----	
1924		----		----	
1925		----		----	
1955		----		----	
1958		----		----	
3031	D971	24.455		-1.90	
6002	IEC62961	25.6		-0.68	
6015	D971	26.610		0.40	
6031	D971	25.7		-0.57	
6036	IEC62961	25.0664		-1.25	
6053		----		----	
6085	D971	25.653		-0.62	
6088	ISO6295	31.5		5.62	
6099	ISO6295	24.8		-1.53	
6124	D971	26.95		0.76	
6141	D971	23.4		-3.03	
6167		----		----	
6239	D971	26.85		0.65	
6264	D971	26.7		0.49	
6275	D971	26.9		0.71	
6278	D971	29.9	C	3.91	first reported 32.2
6280	D971	23.1		-3.35	

lab	method	value	mark	z(targ)	remarks
6334	IEC62961	25.73		-0.54	
6367	D971	29.6		3.59	
6372	IEC62961	30.2		4.23	
6382	ISO6295	26.68		0.47	
6393	D971	23.8		-2.60	
6402		----		----	
6414	D971	26.79		0.59	
6422		----		----	
6434	IEC62961	24.65		-1.69	
6446	D971	27.95		1.83	
6465	ISO6295	24.05		-2.33	
6484	D971	23.2		-3.24	
6495	D971	27.3		1.13	
6501		----		----	
6527	D971	23.6		-2.82	
6541	D971	27.50		1.35	
6542	D971	23.60		-2.82	
6549		----		----	
6556	EN14210	20.88		-5.72	

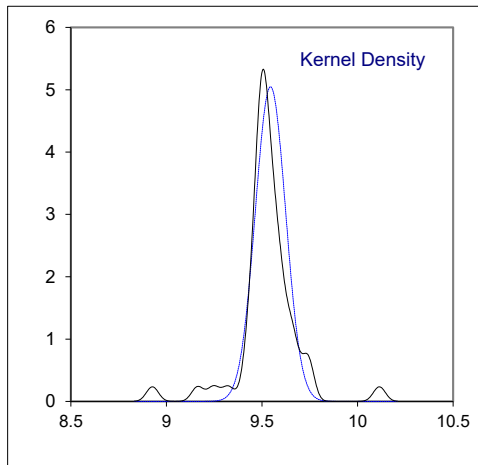
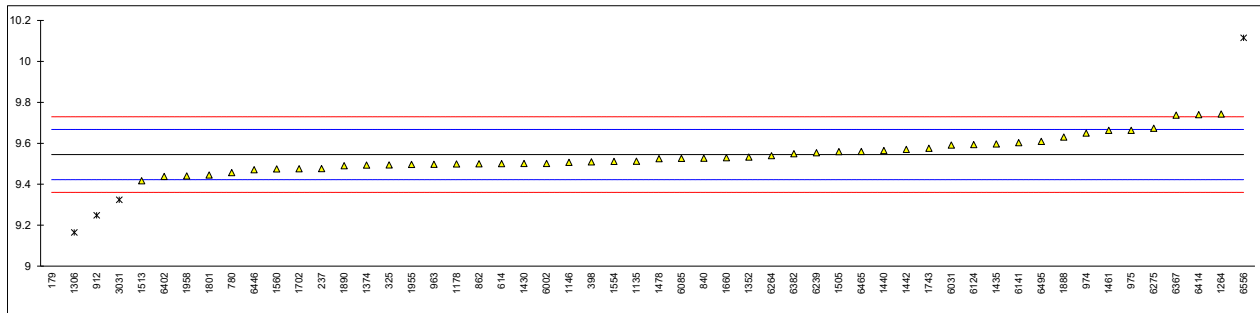
normality OK
 n 68
 outliers 0
 mean (n) 26.238
 st.dev. (n) 2.2829
 R(calc.) 6.392
 st.dev.(D971:20) 0.9371
 R(D971:20) 2.624
 Compare:
 R(IEC62961:18) 10



Determination of Kinematic Viscosity at 40 °C on sample #23241; results in mm²/s

lab	method	value	mark	z(targ)	remarks
179	D445	8.927	G(0.01)	-10.07	
237	D445	9.476		-1.12	
325	D445	9.494		-0.83	
331		-----		-----	
398	D445	9.5083	C	-0.59	first reported 9.8795
445		-----		-----	
455		-----		-----	
511		-----		-----	
614	D7042	9.5003		-0.73	
657		-----		-----	
780	D445	9.456		-1.45	
840	D7042	9.5264		-0.30	
862	D445	9.500		-0.73	
901		-----		-----	
912	D445	9.247	DG(0.05)	-4.85	
963	D445	9.497		-0.78	
974	D445	9.649		1.70	
975	D445	9.663		1.93	
1135	D445	9.512		-0.53	
1146	D445	9.5065		-0.62	
1156		-----		-----	
1178	D7042	9.4980		-0.76	
1264	D7042	9.7425		3.22	
1304		-----		-----	
1306	D445	9.1636	G(0.05)	-6.21	
1352	D7042	9.5320		-0.21	
1374	D445	9.493		-0.84	
1430	D7279 corr. to D445	9.501		-0.71	
1435	D7042	9.596		0.83	
1439		-----		-----	
1440	D445	9.56417		0.32	
1442	D7042	9.57		0.41	
1458		-----		-----	
1461		9.6628		1.92	
1478	D7042	9.5246		-0.33	
1505	D7042	9.5581		0.22	
1513	ISO3104	9.4165		-2.09	
1529		-----		-----	
1545		-----		-----	
1554	ISO3104	9.511		-0.55	
1560	ISO3104	9.474		-1.15	
1624		-----		-----	
1660	D7042	9.5296		-0.25	
1687		-----		-----	
1702	D7042	9.4752		-1.13	
1719		-----		-----	
1743	D445	9.575		0.49	
1801	D445	9.4448		-1.63	
1816		-----		-----	
1885		-----		-----	
1888	D445	9.63		1.39	
1890	ISO3104	9.4905		-0.88	
1891		-----		-----	
1923		-----		-----	
1924		-----		-----	
1925		-----		-----	
1955	D7042	9.4962		-0.79	
1958	D445	9.44		-1.71	
3031	ISO3104	9.32348	DG(0.05)	-3.61	
6002	ISO3104	9.501		-0.71	
6015		-----		-----	
6031	D445	9.591	C	0.75	first reported 9.294
6036		-----		-----	
6053		-----		-----	
6085	D7042	9.5257		-0.31	
6088		-----		-----	
6099		-----		-----	
6124	D7042	9.5930		0.79	
6141	D445	9.6027		0.94	
6167		-----		-----	
6239	D445	9.5537		0.15	
6264	D7042	9.5387		-0.10	
6275	D445	9.673		2.09	
6278		-----		-----	
6280		-----		-----	

lab	method	value	mark	z(targ)	remarks
6334		-----		-----	
6367	ISO3104	9.737		3.13	
6372		-----		-----	
6382	DIN51562-1	9.549		0.07	
6393		-----		-----	
6402	D7279 corr. to D445	9.437		-1.76	
6414	D445	9.74		3.18	
6422		-----		-----	
6434		-----		-----	
6446	D445	9.471		-1.20	
6465	D445	9.56	C	0.25	first reported 10.15
6484		-----		-----	
6495	ISO3104	9.6084		1.04	
6501		-----		-----	
6527		-----		-----	
6541		-----		-----	
6542		-----		-----	
6549		-----		-----	
6556	ISO3104	10.1145	G(0.01)	9.28	
normality		OK			
n		49			
outliers		5			
mean (n)		9.5448			
st.dev. (n)		0.07904			
R(calc.)		0.2213			
st.dev.(iis memo 1401)		0.06136			
R(iis memo 1401)		0.1718			
Compare:					
R(D445:23)		0.0289			
R(ISO3104-A:20)		0.1164			
R(D7042:21a)		0.2190			

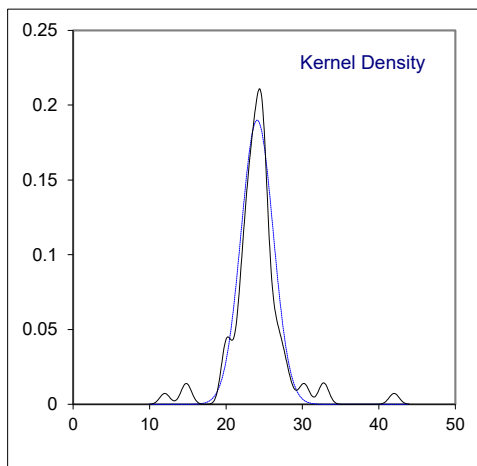
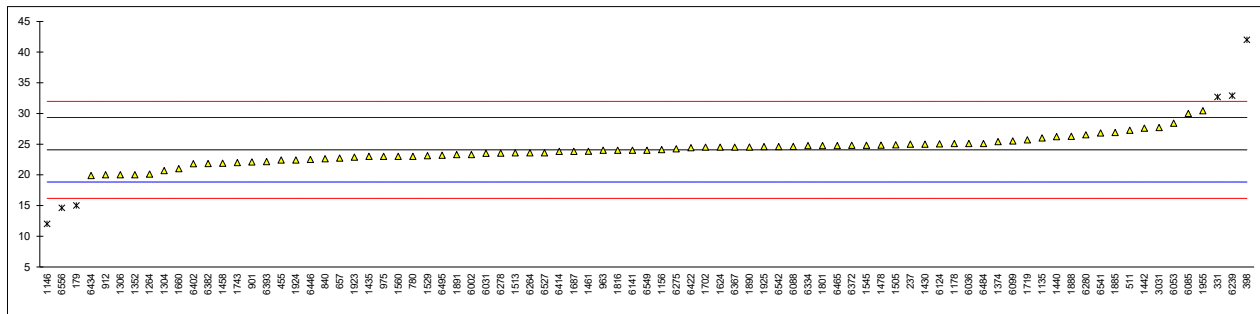


Determination of Water on sample #23241; results in mg/kg

lab	method	value	mark	z(targ)	remarks
179	D1533	15	R(0.01)	-3.46	
237	D6304-C:16e1	25		0.35	
325	D6304-C:20	<100		-----	
331	D6304-C:20	32.67	R(0.01)	3.27	
398	IEC60814	42	R(0.01)	6.81	
445		-----		-----	
455	D1533	22.4		-0.64	
511	D1533	27.26		1.21	
614		-----		-----	
657	IEC60814	22.71		-0.52	
780	IEC60814	23		-0.41	
840	IEC60814	22.63		-0.55	
862		-----		-----	
901	D1533	22.1	C	-0.75	first reported 43.1
912	D6304	20		-1.55	
963	D1533	24		-0.03	
974		-----		-----	
975	D6304-A:16e1	23.0		-0.41	
1135	IEC60814	26		0.73	
1146	D6304-B:20	12	R(0.01)	-4.60	
1156	EN60814	24.1		0.01	
1178	IEC60814	25.1		0.39	
1264	D1533	20.1		-1.52	
1304	In house	20.7		-1.29	
1306	D1533	20		-1.55	
1352	IEC60814	20.00		-1.55	
1374	IEC60814	25.4		0.50	
1430	EN60814	25		0.35	
1435	IEC60814	23.0		-0.41	
1439		-----		-----	
1440	IEC60814	26.23		0.82	
1442	IEC60814	27.60		1.34	
1458	IEC60814	21.9		-0.83	
1461		23.84		-0.09	
1478	EN60814	24.85		0.29	
1505	D1533	24.9		0.31	
1513	IEC60814	23.6		-0.18	
1529	IEC60814	23.1		-0.37	
1545	IEC60814	24.81		0.28	
1554		-----		-----	
1560	IEC60814	23		-0.41	
1624	IEC60814	24.5		0.16	
1660	IEC60814	21		-1.17	
1687	EN60814	23.804		-0.11	
1702	IEC60814	24.5		0.16	
1719	IEC60814	25.7		0.61	
1743	IEC60814	22		-0.79	
1801	EN60814	24.75		0.25	
1816	EN60814	24.0		-0.03	
1885	D1533	26.9		1.07	
1888	EN60814	26.27		0.83	
1890	IEC60814	24.53		0.17	
1891	IEC60814	23.3		-0.30	
1923	EN60814	22.9		-0.45	
1924	EN60814	22.4		-0.64	
1925	EN60814	24.6		0.20	
1955	IEC60814	30.4333		2.42	
1958	EN60814	<200	C	-----	reported <0.02 mg/kg; probably %m/m? iis converted to mg/kg
3031	IEC60814	27.7		1.38	
6002	EN60814	23.3		-0.30	
6015		-----		-----	
6031	IEC60814	23.50		-0.22	
6036	EN60814	25.1		0.39	
6053	IEC60814	28.4		1.64	
6085	D6304-B:20	30		2.25	
6088	D1533	24.64		0.21	
6099	IEC60814	25.5		0.54	
6124	IEC60814	25.05		0.37	
6141	D1533	24		-0.03	
6167		-----		-----	
6239	D1533	32.90	R(0.01)	3.35	
6264	IEC60814	23.6		-0.18	
6275	IEC60814	24.24		0.06	
6278	D1533	23.54		-0.21	
6280	IEC60814	26.51		0.92	

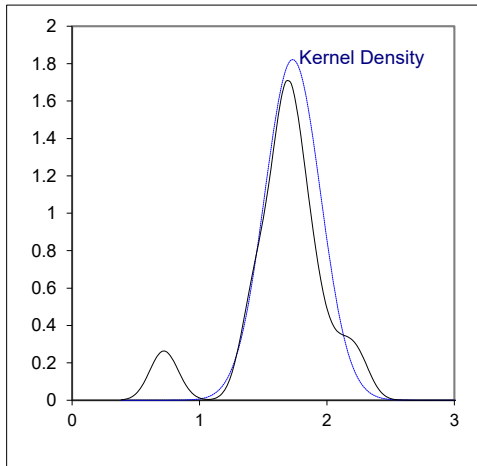
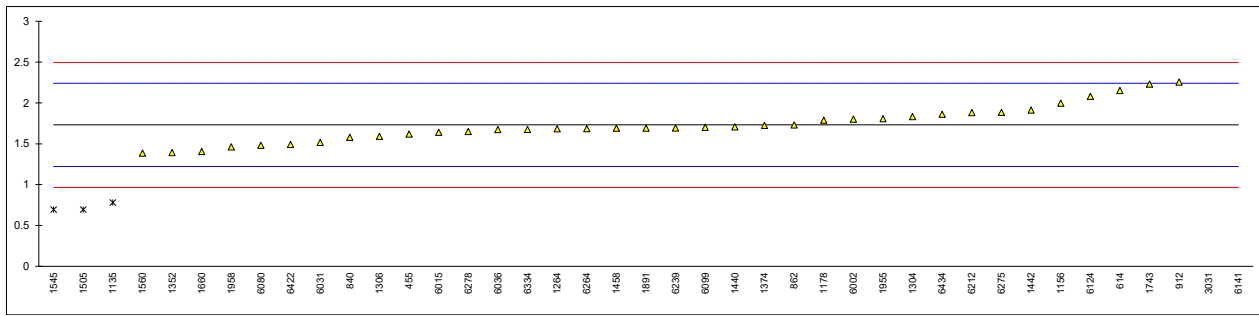
lab	method	value	mark	z(targ)	remarks
6334	IEC60814	24.74		0.25	
6367	IEC60814	24.5		0.16	
6372	IEC60814	24.8		0.27	
6382	EN60814	21.85		-0.85	
6393	EN60814	22.14		-0.74	
6402	D1533	21.8		-0.87	
6414	IEC60814	23.8		-0.11	
6422	IEC60814	24.4		0.12	
6434	IEC60814	19.9		-1.59	
6446	ISO12937	22.5		-0.60	
6465	IEC60814	24.75		0.25	
6484	EN60814	25.1		0.39	
6495	EN60814	23.2		-0.34	
6501		----		----	
6527	IEC60814	23.6		-0.18	
6541	IEC60814	26.80		1.03	
6542	IEC60814	24.60		0.20	
6549	ISO12937	24		-0.03	
6556	IEC60814	14.62	R(0.01)	-3.60	

normality OK
 n 77
 outliers 6
 mean (n) 24.084
 st.dev. (n) 2.1005
 R(calc.) 5.881
 st.dev.(EN60814:98) 2.6290
 R(EN60814:98) 7.361
 Compare:
 R(D1533:20) 14



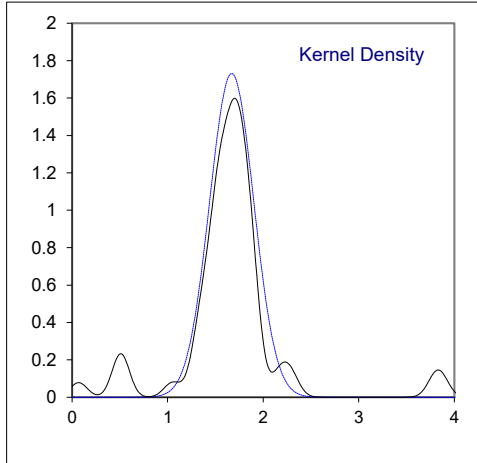
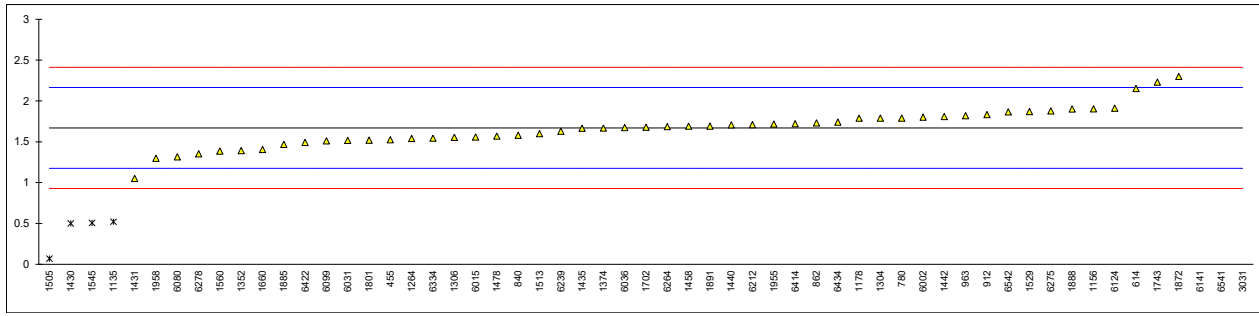
Determination of Total Furanic Compounds on sample #23242; results in mg/kg

lab	method	value	mark	z(targ)	remarks
331		----		----	
445		----		----	
455	EN61198	1.619		-0.44	
614	IEC61198	2.15		1.64	
780		----		----	
840	D5837	1.580		-0.59	
862	IEC61198	1.729		-0.01	
912	IEC61198	2.255		2.05	
963	D5837	<0.01		<-6.75	possibly a false negative test result?
975		----		----	
1135	IEC61198	0.78	R(0.01)	-3.73	
1156	EN61198	1.996		1.04	
1178	IEC61198	1.7878		0.22	
1264	D5837	1.682		-0.19	
1304	In house	1.832		0.39	
1306	IEC61198	1.59		-0.55	
1352	IEC61198	1.3898		-1.34	
1374	D5837	1.724		-0.03	
1430		----		----	
1431		----		----	
1435		----		----	
1439		----		----	
1440	EN61198	1.7070		-0.10	
1442	IEC61198	1.913		0.71	
1458	IEC61198	1.69		-0.16	
1478		----		----	
1505	D5837	0.695	R(0.05)	-4.06	
1513		----		----	
1529		----		----	
1545	IEC61198	0.6935	C,R(0.05)	-4.07	first reported 0.2989
1560	IEC61198	1.385		-1.36	
1660	IEC61198	1.406		-1.28	
1702		----		----	
1743	IEC61198	2.23		1.96	
1801		----		----	
1872		----		----	
1885		----		----	
1888		----		----	
1891	IEC61198	1.691		-0.16	
1955	IEC61198	1.805025		0.29	
1958	D5837	1.461	C	-1.06	first reported 788, iis converted 1461 to 1.461 mg/kg
3031	IEC61198	9.537	C,R(0.01)	30.60	first reported 45.6561
6002	EN61198	1.80		0.27	
6015	EN61198	1.6386		-0.36	
6031	IEC61198	1.51605		-0.84	
6036	EN61198	1.673		-0.23	
6080	IEC61198	1.482	C	-0.98	first reported 0.922
6085		----		----	
6099	IEC61198	1.70		-0.12	
6124	IEC61198	2.0792		1.36	
6141	D5837	10.061	R(0.01)	32.66	
6212	IEC61198	1.87934		0.58	
6239	D5837	1.69268		-0.15	
6264	IEC61198	1.685		-0.18	
6275	IEC61198	1.8831		0.60	
6278	D5837	1.650		-0.32	
6334	IEC61198	1.676	C	-0.22	first reported 2.815
6414		----		----	
6422	IEC61198	1.49		-0.95	
6434	IEC61198	1.86		0.50	
6541		----		----	
6542		----		----	
	normality	OK			
	n	36			
	outliers	5			
	mean (n)	1.7313			
	st.dev. (n)	0.21894			
	R(calc.)	0.6130			
	st.dev.(Horwitz 1 component)	0.25505			
	R(Horwitz 1 component)	0.7141			
Compare:					
	R(IEC61198:93)	0.1731			



Determination of 2-Furfural on sample #23242; results in mg/kg

lab	method	value	mark	z(targ)	remarks
331		----		----	
445		----		----	
455	EN61198	1.524		-0.59	
614	IEC61198	2.15		1.94	
780	INH-206	1.79		0.49	
840	D5837	1.580		-0.36	
862	IEC61198	1.729		0.24	
912	IEC61198	1.831		0.65	
963	D5837	1.819		0.60	
975		----		----	
1135	IEC61198	0.52	R(0.01)	-4.65	
1156	EN61198	1.902		0.94	
1178	IEC61198	1.7878		0.48	
1264	D5837	1.539		-0.53	
1304	In house	1.789		0.48	
1306	IEC61198	1.5541		-0.47	
1352	IEC61198	1.3898		-1.13	
1374	D5837	1.667		-0.01	
1430		0.5	R(0.01)	-4.73	
1431	D5837	1.050	C	-2.51	first reported 0.8283
1435	IEC61198	1.664		-0.02	
1439		----		----	
1440	EN61198	1.7070	C	0.15	first reported 0.0000
1442	IEC61198	1.808		0.56	
1458	IEC61198	1.69		0.08	
1478	IEC61198	1.568		-0.41	
1505	D5837	0.068	C,R(0.01)	-6.48	first reported 0.684
1513	IEC61198	1.600		-0.28	
1529	IEC61198	1.87		0.81	
1545	IEC61198	0.5062	C,R(0.01)	-4.70	first reported 0.0886
1560	IEC61198	1.385		-1.15	
1660	IEC61198	1.406		-1.07	
1702	IEC61198	1.678		0.03	
1743	IEC61198	2.23		2.27	
1801	EN61198	1.517		-0.62	
1872	EN61198	2.30		2.55	
1885	D5837	1.467		-0.82	
1888	EN61198	1.9		0.93	
1891	IEC61198	1.691		0.09	
1955	IEC61198	1.717550		0.19	
1958	D5837	1.297	C	-1.51	first reported 489, iis converted 1297 to mg/kg
3031	IEC61198	4.807	C,R(0.01)	12.68	first reported 25.1323
6002	EN61198	1.80		0.53	
6015	EN61198	1.5578		-0.45	
6031	IEC61198	1.51605		-0.62	
6036	EN61198	1.673		0.01	
6080	IEC61198	1.314	C	-1.44	first reported 0.756
6085		----		----	
6099	IEC61198	1.51		-0.65	
6124	IEC61198	1.9112		0.98	
6141	D5837	3.798	R(0.01)	8.61	
6212	IEC61198	1.7075		0.15	
6239	D5837	1.62893		-0.17	
6264	IEC61198	1.685		0.06	
6275	IEC61198	1.8757		0.83	
6278	D5837	1.353		-1.28	
6334	IEC61198	1.543		-0.51	
6414	IEC61198	1.72		0.20	
6422	IEC61198	1.49		-0.73	
6434	IEC61198	1.74		0.28	
6541	D5837	3.86461	C,R(0.01)	8.87	first reported 3864.61 mg/kg
6542	D5837	1.865119	C	0.79	first reported 1865.11 mg/kg
	normality	suspect			
	n	50			
	outliers	7			
	mean (n)	1.6698			
	st.dev. (n)	0.23044			
	R(calc.)	0.6452			
	st.dev.(Horwitz)	0.24732			
	R(Horwitz)	0.6925			
Compare:					
	R(IEC61198:93)	0.1670			



APPENDIX 2

Other reported Furanics in sample #23242; results in mg/kg

lab	2-Acetyl Furan	2-Furfuryl alcohol	5-Hydroxy Methyl-2-Furfural	5-Methyl-2-Furfural	
331	----	----	----	----	
445	----	----	----	----	
455	0.044	0.008	0.01	0.043	
614	<0.01	<0.01	<0.01	<0.01	
780	<0.1	<0.1	0.76	0.13	
840	<0.05	<0.05	<0.05	<0.05	
862	<0.01	<0.01	<0.01	<0.01	
912	ND	0.241	0.086	0.097	
963	<0.01	<0.01	<0.01	1.819	
975	----	----	----	----	
1135	0.00	0.22	0.02	0.02	
1156	0.013	0	0.012	0.069	
1178	0.00001	0.00001	0.00001	0.00001	
1264	0.049	0	0.079	0.015	
1304	----	----	----	0.043	
1306	0	0	0	0.0351	
1352	----	----	----	----	
1374	0	0	0.015	0.042	
1430	0.17	<0.04	<0.02	0.06	
1431	0.0119	0.038	C 0.0755	0.0963	
1435	<0.03	<0.03	<0.03	<0.03	
1439	----	----	----	----	
1440	0.0000	0.0000	0.0000	0.0000	
1442	0.018	<0,05	<0,05	0.088	
1458	<0.01	<0.01	<0.01	<0.01	
1478	0.000	0.000	0.000	0.000	
1505	<0,010	<0,010	<0,010	0.011	
1513	<0,05	<0,05	<0,05	<0,05	
1529	0.02	0.02	0.03	0.04	
1545	0.0194	C 0.0141	C 0.0744	C 0.0794	C
1560	Not detected	Not detected	Not detected	Not detected	
1660	< 0.05	< 0.10	< 0.05	< 0.05	
1702	Not Detected	Not Detected	Not Detected	Not Detected	
1743	0	0	0	0	
1801	0.0386	----	0.04223	0.02744	
1872	< 0.05	< 0.05	< 0.05	< 0.05	
1885	0.035	0.006	0.010	0.021	
1888	<0.05	<0.05	<0.05	<0.05	
1891	<0.01	<0.01	<0.01	<0.01	
1955	0.014250	----	0.014625	0.058600	
1958	0.039	C 0.047	C 0.059	C 0.019	C
3031	1.518	C 2.596	C Not Detected	C 0.616	C
6002	<0,01	<0,01	<0,01	<0,01	
6015	0.0092	----	0.0256	0.0461	
6031	<0.01	<0.01	<0.01	<0.01	
6036	0	0	0	0	
6080	0.035	0.050	0.065	0.016	
6085	----	----	----	----	
6099	0.03	0.00	0.07	0.09	
6124	0.0171	0.0434	0.0611	0.0464	
6141	2.913	0	0	3.35	
6212	0.04046	0.02921	0.04907	0.0531	
6239	0.01757	0.01774	0.01343	0.01501	
6264	0	0	0	0	
6275	0.0035	0	0	0.0039	
6278	0.014	0.000	0.152	C 0.129	C
6334	0.099	C <0.05	C <0.05	0.034	
6414	<0.05	<0.05	<0.05	0.06	
6422	<0.05	<0.05	<0.05	<0.05	
6434	0.06	0.01	0.01	0.04	
6541	0.01798	C 0.84366	C 0.06247	C 0.27573	C
6542	0.007014	C 0.762511	C 0.056785	C 0.236087	C

Lab 1431 first reported 0.1074

Lab 1545 first reported 0.0146, 0.0076, 0.0076 and 0.1835 respectively

Lab 1958 first reported 31, 194, 52 and 22 respectively, iis converted revised test results to mg/kg

Lab 3031 first reported 7.768, 9.7085 and 3.0473 respectively

Lab 6278 first reported 0.120 and 0.176 respectively

Lab 6334 first reported 0.099 and 1.139 respectively

Lab 6541 first reported 17.98, 843.66, 62.47 and 275.73 mg/kg respectively

Lab 6542 first reported 7.01, 762.51, 56.78 and 236.08 mg/kg respectively

APPENDIX 3**Number of participants per country**

7 labs in AUSTRALIA	1 lab in NORWAY
4 labs in BELGIUM	1 lab in PAKISTAN
1 lab in BOTSWANA	1 lab in PERU
6 labs in BULGARIA	1 lab in PHILIPPINES
1 lab in CHINA, People's Republic	2 labs in POLAND
1 lab in CROATIA	1 lab in PORTUGAL
3 labs in FRANCE	1 lab in QATAR
6 labs in GERMANY	2 labs in ROMANIA
3 labs in GREECE	1 lab in RUSSIAN FEDERATION
1 lab in INDIA	3 labs in SAUDI ARABIA
3 labs in INDONESIA	2 labs in SINGAPORE
1 lab in IRELAND	1 lab in SLOVAKIA
2 labs in ISRAEL	1 lab in SLOVENIA
3 labs in ITALY	1 lab in SOUTH AFRICA
1 lab in KOREA, Republic of	7 labs in SPAIN
2 labs in KUWAIT	2 labs in SWITZERLAND
3 labs in MALAYSIA	2 labs in TURKIYE
3 labs in MOROCCO	4 labs in UNITED ARAB EMIRATES
3 labs in NETHERLANDS	4 labs in UNITED KINGDOM
1 lab in NEW ZEALAND	1 lab in UNITED STATES OF AMERICA
1 lab in NIGERIA	1 lab in URUGUAY
1 lab in NORTH MACEDONIA, Republic of	1 lab in VIETNAM

APPENDIX 4

Abbreviations

C	= final test result after checking of first reported suspect test result
D(0.01)	= outlier in Dixon's outlier test
D(0.05)	= straggler in Dixon's outlier test
G(0.01)	= outlier in Grubbs' outlier test
G(0.05)	= straggler in Grubbs' outlier test
DG(0.01)	= outlier in Double Grubbs' outlier test
DG(0.05)	= straggler in Double Grubbs' outlier test
R(0.01)	= outlier in Rosner's outlier test
R(0.05)	= straggler in Rosner's outlier test
E	= calculation difference between reported test result and result calculated by iis
W	= test result withdrawn on request of participant
ex	= test result excluded from statistical evaluation
n.a.	= not applicable
n.e.	= not evaluated
n.d.	= not detected
fr.	= first reported
f+?	= possibly a false positive test result?
f-?	= possibly a false negative test result?
SDS	= Safety Data Sheet

Literature

- 1 iis Interlaboratory Studies, Protocol for the Organisation, Statistics & Evaluation, June 2018
- 2 ISO5725:86
- 3 ISO5725 parts 1-6:94
- 4 ISO13528:05
- 5 M. Thompson and R. Wood, J. AOAC Int, 76, 926, (1993)
- 6 W.J. Youden and E.H. Steiner, Statistical Manual of the AOAC, (1975)
- 7 P.L. Davies, Fr. Z. Anal. Chem, 331, 513, (1988)
- 8 J.N. Miller, Analyst, 118, 455, (1993)
- 9 Analytical Methods Committee, Technical Brief, No 4, January 2001
- 10 P.J. Lowthian and M. Thompson, The Royal Society of Chemistry, Analyst, 127, 1359-1364, (2002)
- 11 W. Horwitz and R. Albert, J. AOAC Int, 79.3, 589-621, (1996)
- 12 Bernard Rosner, Percentage Points for a Generalized ESD Many-Outlier Procedure, Technometrics, 25(2), 165-172, (1983)
- 13 iis memo 1401, Precision data of Used Oils for Kinematic Viscosity (ASTM D445)

Address: Malledijk 18, P.O. Box 200, 3200 AE Spijkenisse, The Netherlands
Telephone number: +31 (0)88 214 45 41
Email address: nl.iis@sgs.com
Website: www.iisnl.com

Institute for Interlaboratory Studies is a full member of SGS Nederland B.V. and registered at the Chamber of Commerce under number: 24226722. Unless otherwise agreed, all orders are executed in accordance with the SGS general conditions.